Firestone

You never farm alone

TECHNICAL DATA FIRESTONE
AGRICULTURAL TYRES

2022

Firestone

The founder of the Firestone brand was a farmer and its first innovation has made today's agriculture more efficient.

Our commitment has remained the same since day one:
Accompany you and be a **real and solid partner**

We are committed at your side,
behind every product and service we develop.

With Firestone,

You never farm alone

Our engineers are in regular contact with major tractor manufacturers and European farmers with the aim of continuously adapting our products to meet your evolving needs. Our craftsmen ensure high quality standards in production. Our supply chain is committed to fast deliveries across Europe. Our dealers and commercial teams will help you to choose your best buy, as well as with any after sales service.

A fully dedicated Firestone team is always there for you.
With Firestone ... **You never farm alone.**

Your needs come first

From traction in the field, through performance on the road and higher loads, our engineers take all your needs into account thanks to:

- their many direct contacts with European farmers
- regular consultation with major tractor manufacturers

Quality you can rely on

Every tyre that leaves our ISO-certified factory is hand-checked by craftsmen.

Logistics close to you

Our dealers usually have your Firestone tyres in stock. With our excellent, closely-linked European logistics network, we can deliver anywhere in Europe within a few days.

Always at your service

- Dedicated Firestone technical support
- Digital connection at any time through the Firestone app: you'll always know the right tyre pressure for any kind of performance

Your best buy

- Outstanding value at an excellent cost per hour
- Ask your tractor dealer for your Firestone incentive when you buy a new tractor
- 5-year warranty

The right tyre

- Firestone dealers help you to choose the right tyre for your performance needs
- The Firestone app gives you the ideal tyre specs/ technical requirements for your performance needs

Choosing the right tyre shouldn't worry you.
We offer advice and help you to make the right choice.

This manual has been prepared to help you obtain the maximum safety and value from Firestone tyres. While not completely comprehensive, it provides useful definitions, advice on proper selection and care, and lists the detailed specifications of a wide range of patterns and sizes. We hope that you will get the very most out of our high quality products. Further information or advice on FS tyres can be obtained from the Technical Service Division of Firestone.

Loads & pressures shown in the data tables are calculated in accordance to the European Tyre and Rim Technical Organisation guidelines for variation in load capacity by speed. You should never exceed either the recommendations from the vehicle manufacturer or legal maximums for axle load or speed. Tyre pressures shown in the data tables for less than maximum load / speed are the minimum pressures. Tyre pressure may only be adjusted when the tyre is "cold". The maximum tyre pressure shown in the data tables may not be exceeded in use.

Loads or Inflation Pressures not shown for any tyre are not permitted without express permission of the manufacturer.

LEGEND:

Unloaded section width (mm)	Overall diameter unloaded (mm)	Static loaded radius (mm)	Rolling circumference (mm)	Recommended rim	Permitted rims	Inflation pressure (bar)	Speed (km/h)

1 inch = 25.4 millimeters = 2.54 centimeters
1 psi = 6.895 kilopascal (kPa) = 0.06895 bar

CONTENT

1. CURRENT LINE-UP

RADIAL-AGRICULTURAL

TRACTOR

MAXI TRACTION 24
MAXI TRACTION IF 28
MAXI TRACTION 65 32
PERFORMER 70 EXTRA 38
PERFORMER 85 EXTRA 46
R1070* 58
R1085* 62
R4000 66
R8000 SEVERE SERVICE 70
RADCSG 132
RAT23 132
RATDT 132
RATFWD 132
RDT23 132
R9000 132

COMBINE - HARVESTER

MAXI TRACTION HARVEST 74
RATDT 132

ROW CROP

PERFORMER 85 78
PERFORMER 90 78
PERFORMER 95 78
RADCSG 132
RATDT 132
R9000 132
R9100 132

RADIAL-INDUSTRIAL

BACKHOE-LOADER/TELEHANDLER

DURAFORCE-UTILITY 88
R8000 UTILITY 92

* Restricted distribution

2. PHASE OUT

RADIAL-AGRICULTURAL

TRACTOR

PERFORMER 65 98

COMBINE - HARVESTER

MAXI TRACTION 106

BIAS-AGRICULTURAL

TRACTOR

ATCDT 110
RANCHER 112
AT F&R 114
OCM 114
SAT23 114
RIB 116
3RIB 118
4RIB 118
RADCSG 132
SAT 132
SATHD 132

FLOTATION

RADCSG 132
FLT23 132
FL23DTL 132
TURF 132

COMBINE - HARVESTER

AT F&R 120
SATHD 132

FREE ROLLING

FARM IMPLEMENT 122
ANS 133
CGUID4R 133
CH3RHD 133
CHGG3R 133
FARM 133
INDSP 133
PWRIMP 133
RIBIMP 133

BIAS-INDUSTRIAL

BACKHOE-LOADER/TELEHANDLER

S8000 UTILITY 124
STL 126
ATU 133
DURAFDT 133
DURAFHD 133
DURAFND 133
STDUP 133
ATU 128
STL 128

BIAS-FORESTRY

LOGGER

FOREST 133

BIAS-TRACTOR PULLING

PULLER

PULLER2 132

ALL AGRICULTURAL TYRES BY SIZE

	Width	/	Aspect Ratio	Construction	Rim	Speed-Load Index / PR	Extra Load	Tube Type/ Tubeless	Tyre Pattern	Page
R8	4.00			-	8	2		TT	RANCHER	104
R10	5.0			-	10	2		TT	RANCHER	104
R12	4.00			-	12	4		TT	RIB	108
	4.00/5			-	12	2		TT	RANCHER	104
	5.00			-	12	6		TT	RANCHER	104
	7.00			-	12	6		TT	RANCHER	104
	8.50			-	12	6		TT	RIB	108
	11.0/65			-	12	6		TT	RANCHER	104
R15	4.00			-	15	4		TT	RIB	108
	5.00			-	15	2		TT	RANCHER	104
	5.00			-	15	6		TT	RIB	108
	7,60				15	8		TT	FARM	131
	7,60			-	15	6		TT	DUORIB	131
	8.0/75			-	15	6		TT	RANCHER	104
	9.5			-	15	8		TL	CGUID4R	131
	9.5L			-	15	12		TL	FARM	131
	11L			-	15	8		TL	CHGG3R	131
	11L			-	15	8		TL	CHGG4R	131
	11L			-	15	8		TT	FARM	131
	11L			-	15	12		TT	FARM	131
	11L			-	15	F		TL	HWAY SP	131
	12.5L				15	18		TL	FARM	131
	12.5L				15	F		TL	HWAY SP	131
	215	/	70	-	15	8		TL	DURAFORCE DT	131
	27X8.50			-	15	6		TL	STL	131
	27X9.50			-	15	8		TL	IMPLEMT	131
	31X13.50			-	15	8		TL	TURF	130
	31X13.50			-	15	12		TL	RIBIMP	131
	31X15.50			-	15	8		TL	FLT23	130
	390	/	60	-	15	8		TL	DURAFORCE DT	131
R15.3	10			-	15.3	10		TT	FARM	118
	10.0/75			-	15.3	8		TT	RANCHER	104
	11.5			-	15.3	12		TT	FARM	118
	11.5/80			-	15.3	12		TT	RANCHER	104
	27X10			-	15.3	8		TT	RANCHER	104
R16	5.50			-	16	6		TT	RIB	108
	6.00			-	16	6		TT	3 RIB	110
	6.00			-	16	6		TT	RIB	108
	6.50			-	16	6		TT	RIB	108
	6.50			-	16	8		TT	RANCHER	104
	7.00			-	16	8		TT	RIB	108
	7.50			-	16	8		TT	3 RIB	110

ALL AGRICULTURAL TYRES BY SIZE

	Width	/	Aspect Ratio	Construction	Rim	Speed-Load Index / PR	Extra Load	Tube Type/ Tubeless	Tyre Pattern	Page
R16	7.50			-	16	8		TT	RIB	108
	7.50			-	16	10		TT	RIB	108
	7.50			R	16	102A8/99B		TL	R4000	70
	9.00			-	16	10		TL	4 RIB	110
	10.00			-	16	10		TL	3 RIB	110
	10.50			-	16	14		TT	FARM	131
	11.00			-	16	8		TL	3 RIB	110
	11.00			-	16	8		TL	CGUID4R	131
	11.00			-	16	12		TL	CGUID4R	131
	11L			-	16	12		TL	INDSP	131
	280	/	70	R	16	112A8/109B		TL	R4000	70
R16.1	13.50			-	16.1	10		TL	ANS	131
	14L				16,1	12		TL	4RIB	110
	16.5L			-	16.1	10		TL	FARM	131
	16.5L			-	16.1	10		TL	NPWRIMP	131
	21.5L			-	16.1	14		TL	FARM	118
	21.5L			-	16.1	14		TL	PWRIMP	131
R16.5	265	/	70	-	16.5	8		TL	DURAFORCE DT	131
	265	/	70	-	16.5	8		TL	DURAFORCE HD	131
	305	/	70	-	16.5	10		TL	DURAFORCE DT	131
	305	/	70	D	16.5	10		TL	DURAFORCE HD	131
	395	/	55	-	16.5	12		TL	DURAFORCE DT	131
R17.5	355	/	70		17,5	14		TL	DURAF ND	131
R18	7.50			-	18	6		TT	RANCHER	104
	7.50			-	18	8		TL	RIB	108
	7.50			-	18	8		TT	3 RIB	110
	7.50			R	18	104A8/101B		TL	R4000	70
	10.5/80			-	18	10		TL	ATU	128
	12.0/12.5			-	18	12		TL	ATU	128
	12.5/80			-	18	12		TL	4 RIB	110
	12.5/80			-	18	12		TL	STL	131
	13.0/65			-	18	14		TT	FARM	118
	280	/	70	R	18	114A8/111B		TL	R4000	70
	280	/	80	-	18	132A8		TL	STL	124
	340	/	80	-	18	143A8		TL	STL	124
	340	/	80	R	18	136A8		TL	R8000 UTILITY	94
	340	/	80	R	18	143A8		TL	DURAFORCE UTILITY	90
	405	/	70	R	18	141B		TL	DURAFORCE UTILITY	90
R19	4.50			-	19	2		TT	RANCHER	104
	6.00			-	19	6		TT	RIB	108
R19.5	15			-	19.5	12		TL	STDUP	131
	385	/	65	-	19.5	12		TL	DURAFORCE ND	131
	445	/	65	-	19.5	16		TL	DURAFORCE ND	131

ALL AGRICULTURAL TYRES BY SIZE

	Width	/	Aspect Ratio	Construction	Rim	Speed-Load Index / PR	Extra Load	Tube Type/ Tubeless	Tyre Pattern	Page
R20	6.50			-	20	6		TT	RIB	108
	7.50			-	20	6		TT	CH3RHD	131
	7.50			-	20	6		TT	RIB	108
	9.5			-	20	6		TT	ATC	102
	12.5			-	20	10		TL	ATU	128
	280	/	70	R	20	116A8/113B		TL	R4000	70
	280	/	80	-	20	133A8		TL	STL	124
	280	/	85	R	20	112D/109E		TL	PERFORMER 85 EXTRA	50
	300	/	70	R	20	120A8/117B		TL	R4000	70
	320	/	70	R	20	123A8/120B		TL	R4000	70
	320	/	70	R	20	130A8/130B	•	TL	R4000	72
	320	/	70	R	20	119D/116E		TL	PERFORMER 85 EXTRA	50
	335	/	80	R	20	136B		TL	DURAFORCE UTILITY	90
	340	/	80	-	20	144A8		TL	STL	124
	360	/	70	R	20	129A8/126B		TL	R4000	72
	365	/	80	R	20	141B		TL	DURAFORCE UTILITY	90
	400	/	70	R	20	149A8		TL	DURAFORCE UTILITY	90
	400	/	70	R	20	149A8		TL	R8000 UTILITY	94
	48X25.00			-	20	10		TL	FLT23DT	130
R21	4.00/4.50			-	21	4		TT	RIB	108
	5.00/5.25			-	21	6		TT	RIB	108
R24	9.00			-	24	8		TT	RIBIMP	131
	9.5			-	24	6		TT	ATC	102
	11.2			-	24	8		TT	ATC	102
	12.4			-	24	8		TT	ATC	102
	12.4			-	24	12		TT	ATU	124
	14.9			-	24	8		TT	ATC	103
	14.9			-	24	12		TL	ATU	131
	14.9			-	24	8		TL	SATII 23	130
	16.9			-	24	6		TL	ANS	131
	16.9			-	24	12		TL	ATU	131
	17.5L			-	24	10		TL	ATU	131
	19.5L			-	24	12		TL	ATU	131
	21L			-	24	16		TL	ATU	131
	21L			-	24	18		TL	ATU	131
	250	/	85	R	24	109A8/106B		TL	R1085	66
	250	/	85	R	24	109D/106E		TL	PERFORMER 85 EXTRA	50
	280	/	85	R	24	115A8/112B		TL	R1085	66
	280	/	85	R	24	115D/112E		TL	PERFORMER 85 EXTRA	50
	280	/	85	R	24	130A8/130B	•	TL	PERFORMER 85 EXTRA	50
	320	/	70	R	24	116A8/116B		TL	R1070	62
	320	/	70	R	24	116D/113E		TL	PERFORMER 70	42
	320	/	85	R	24	122A8/119B		TL	R1085	66
	320	/	85	R	24	122D/119E		TL	PERFORMER 85 EXTRA	50

ALL AGRICULTURAL TYRES BY SIZE

	Width	/	Aspect Ratio	Construction	Rim	Speed-Load Index / PR	Extra Load	Tube Type/ Tubeless	Tyre Pattern	Page
R24	340	/	85	R	24	125A8/122B		TL	R1085	66
	340	/	85	R	24	125D/122E		TL	PERFORMER 85 EXTRA	52
	340	/	85	R	24	136A8/136B	•	TL	PERFORMER 85 EXTRA	52
	360	/	70	R	24	122A8/122B		TL	R1070	62
	360	/	70	R	24	122D/119E		TL	PERFORMER 70	42
	380	/	70	R	24	125D/122E		TL	PERFORMER 70	42
	380	/	85	R	24	131A8/128B		TL	R1085	66
	380	/	85	R	24	131D/128E		TL	PERFORMER 85 EXTRA	52
	400	/	70	R	24	158A8		TL	R8000 UTILITY	94
	400	/	80	-	24	156A8		TL	S8000 UTILITY	122
	400	/	80	R	24	156A8		TL	R8000 UTILITY	94
	420	/	70	R	24	130A8/130B		TL	R1070	62
	420	/	70	R	24	130D/127E		TL	PERFORMER 70	42
	420	/	70	R	24	136A8/136B	•	TL	PERFORMER 70	42
	420	/	85	R	24	137A8/134B		TL	R1085	66
	420	/	85	R	24	137D/134E		TL	PERFORMER 85 EXTRA	52
	420	/	85	R	24	142A8/142B	•	TL	PERFORMER 85 EXTRA	52
	440	/	65	R	24	128D/125E		TL	MAXI TRACTION 65	30
	440	/	65	R	24	128D/125E		TL	PERFORMER 65	36
	460	/	70	R	24	152A8		TL	R8000 UTILITY	94
	460	/	70	R	24	159A8		TL	R8000 UTILITY	96
	460	/	70	R	24	159A8		TL	DURAFORCE UTILITY	90
	480	/	65	R	24	133D/130E		TL	MAXI TRACTION 65	30
	480	/	65	R	24	133D/130E		TL	PERFORMER 65	36
	480	/	70	R	24	138A8/138B		TL	R1070	62
	480	/	70	R	24	138D/135E		TL	PERFORMER 70	42
	500	/	70	R	24	164A8/164B		TL	DURAFORCE UTILITY	92
	500	/	70	R	24	157A8/157B		TL	DURAFORCE UTILITY	92
	540	/	65	R	24	140D/137E		TL	MAXI TRACTION 65	30
	540	/	65	R	24	140D/137E		TL	PERFORMER 85 EXTRA	36
R25	54X37.00			-	25	12		TL	FL23DTL	130
	54X37.00			-	25	20		TL	FL23DTL	130
	66X43.00			-	25	10		TL	FLT23DT	130
	66X43.00			-	25	16		TL	FLT23DT	130
	66X43.00			-	25	20		TL	FLT23	130
R26	14.9			-	26	10		TL	SAT	130
	14.9			R	26	132A8/132B		TL	RATFWD	130
	18.4			-	26	6		TL	ANS	131
	18.4			-	26	10		TT	FOREST	131
	18.4			-	26	10		TT	SATFWD	130
	18.4			R	26	140A8/140B		TL	RATFWD	130
	23.1			-	26	152 A8/152B		TL	CHSPADE	130
	23.1			-	26	10		TT	FOREST	131
	23.1			-	26	12		TL	ANS	131
	23.1			-	26	14		TT	ATC	102
	23.1			-	26	14		TT	FOREST	131

ALL AGRICULTURAL TYRES BY SIZE

	Width	/	Aspect Ratio	Construction	Rim	Speed-Load Index / PR	Extra Load	Tube Type/ Tubeless	Tyre Pattern	Page
R26	23.1			R	26	166B		TL	RAT23	130
	28L			-	26	12		TL	ANS	131
	28L			-	26	14		TL	FOREST	131
	28L			-	26	14		TL	SAT23	106
	28L			-	26	16		TL	ANS	131
	28L			-	26	16		TL	FOREST	131
	420	/	85	R	26	138A8/138B		TL	RATFWD	130
	480	/	80	-	26	160A8		TL	STL	126
	480	/	80	R	26	160A8		TL	DURAFORCE UTILITY	92
	750	/	65	R	26	169B		TL	RATDT	130
R28	11.2			-	28	6		TT	ATC	102
	12.4			-	28	6		TT	ATC	102
	13.6			-	28	6		TT	ATC	102
	16.9			-	28	8		TT	ATC	102
	16.9			-	28	10		TT	ATU	128
	16.9			-	28	14		TT	ATU	128
	16.9	/		R	28	136A8		TL	RADCSG	130
	18.4			-	28	12		TL	ATU	131
	250	/	85	R	28	112D/109E		TL	PERFORMER 85 EXTRA	52
	280	/	85	R	28	118A8/115B		TL	R1085	66
	280	/	85	R	28	118D/115E		TL	PERFORMER 85 EXTRA	54
	320	/	85	R	28	124A8/121B		TL	R1085	66
	320	/	85	R	28	124D/121E		TL	PERFORMER 85 EXTRA	54
	340	/	85	R	28	127A8/124B		TL	R1085	66
	340	/	85	R	28	127D/124E		TL	PERFORMER 85 EXTRA	54
	360	/	70	R	28	125A8/125B		TL	R1070	62
	360	/	70	R	28	125D/122E		TL	PERFORMER 70	44
	380	/	70	R	28	127A8/127B		TL	R1070	62
	380	/	70	R	28	127D/124E		TL	PERFORMER 70	44
	380	/	85	R	28	133A8/130B		TL	R1085	68
	380	/	85	R	28	133D/130E		TL	PERFORMER 85 EXTRA	54
	420	/	70	R	28	133A8/133B		TL	R1070	62
	420	/	70	R	28	133D/130E		TL	PERFORMER 70	44
	420	/	85	R	28	139A8		TL	RATFWD	130
	420	/	85	R	28	139A8/136B		TL	R1085	68
	420	/	85	R	28	139D/136E		TL	PERFORMER 85 EXTRA	54
	420	/	85	R	28	144A8/144B	•	TL	PERFORMER 85 EXTRA	54
	440	/	65	R	28	131D/128E		TL	MAXI TRACTION 65	30
	440	/	65	R	28	131D/128E		TL	PERFORMER 65	36
	440	/	80	-	28	156A8		TL	STL	124
	440	/	80	R	28	156A8		TL	DURAFORCE UTILITY	92
	440	/	80	R	28	156A8		TL	R8000 UTILITY	96
	480	/	65	R	28	136D/133E		TL	MAXI TRACTION 65	30
	480	/	65	R	28	136D/133E		TL	PERFORMER 65	36
	480	/	70	R	28	140A8/140B		TL	R1070	62
	480	/	70	R	28	140D/137E		TL	PERFORMER 70	44
	480	/	70	R	28	151A8/151B	•	TL	PERFORMER 70	44

ALL AGRICULTURAL TYRES BY SIZE

	Width	/	Aspect Ratio	Construction	Rim	Speed-Load Index / PR	Extra Load	Tube Type/ Tubeless	Tyre Pattern	Page
R28	540	/	65	R	28	142D/139E		TL	MAXI TRACTION 65	30
	540	/	65	R	28	142D/139E		TL	PERFORMER 65	36
	600	/	65	R	28	154D/151E		TL	MAXI TRACTION	24
	IF600	/	65	R	28	160D/157E		TL	MAXI TRACTION IF	28
	600	/	70	R	28	152A8/152B		TL	RATDT	130
	600	/	70	R	28	164A8		TL	RATDT	130
	600	/	70	R	28	157D/154E		TL	MAXI TRACTION	24
	IF600	/	70	R	28	164D/160E		TL	MAXI TRACTION IF	28
R30	14.9			-	30	6		TT	ATC	102
	16.9			-	30	8		TT	ATC	102
	16.9			-	30			TT	AT F&R	106
	16.9			-	30	10		TT	FOREST	131
	16.9			R	30	141A8		TL	RADCSG	130
	18.4			-	30	8		TT	AT F&R	106
	18.4			-	30	12		TT	ATC	102
	23.1			-	30	8		TT	ATFR	131
	23.1			-	30	12		TT	SAT23	106
	23.1			-	30	14		TT	AT F&R	106
	380	/	85	R	30	135D/132E		TL	PERFORMER 85 EXTRA	56
	380	/	85	R	30	135A8/135B		TL	RATFWD	130
	420	/	85	R	30	140A8/137B		TL	R1085	68
	420	/	85	R	30	140D/137E		TL	PERFORMER 85 EXTRA	56
	420	/	90	R	30	142A8		TL	RATFWD	130
	460	/	85	R	30	145D/142E		TL	PERFORMER 85 EXTRA	56
	480	/	70	R	30	141A8/141B		TL	R1070	62
	480	/	70	R	30	141D/138E		TL	PERFORMER 70	44
	480	/	70	R	30	147D/144E	•	TL	PERFORMER 70	46
	480	/	70	R	30	152A8/152B		TL	RATDT	130
	480	/	80	R	30	145A8		TL	RATDT	130
	540	/	65	R	30	143D/140E		TL	MAXI TRACTION 65	32
	540	/	65	R	30	150D/147E	•	TL	MAXI TRACTION 65	32
	540	/	65	R	30	143D/140E		TL	PERFORMER 65	38
	540	/	65	R	30	150D/147E	•	TL	PERFORMER 65	38
	600	/	65	R	30	155D/152E		TL	MAXI TRACTION	24
	IF600	/	65	R	30	161D/158E		TL	MAXI TRACTION IF	28
	600	/	70	R	30	158D/155E		TL	MAXI TRACTION	24
	IF600	/	70	R	30	165D/161E		TL	MAXI TRACTION IF	28
	620	/	75	R	30	163D/160E		TL	MAXI TRACTION	24
	620	/	75	R	30	168A8/168B		TL	MAXI TRACTION	38
R32	24.5			-	32	10		TT	CHSPADE	130
	24.5			-	32	12		TL	ANS	131
	24.5			-	32	16		TL	FOREST	131
	24.5			-	32	20		TT	AT F&R	106
	24.5			-	32	HP		TL	PULLER 2000	130
	30.5L			-	32	26		TL	FOREST	131
	30.5L			-	32	HP		TL	PULLER 2000	130

ALL AGRICULTURAL TYRES BY SIZE

	Width	/	Aspect Ratio	Construction	Rim	Speed-Load Index / PR	Extra Load	Tube Type/ Tubeless	Tyre Pattern	Page
R32	30.5L			-	32	14		TL	SAT23	106
	30.5L			-	32	16		TL	SAT23	106
	35.5L			-	32	24		TL	FOREST	131
	230	/	95	R	32	128D/143A2		TL	PERFORMER 95	82
	270	/	95	R	32	136D/150A2		TL	PERFORMER 95	82
	320	/	90	R	32	134D/148A2		TL	PERFORMER 90	82
	650	/	75	R	32	172A8/172B		TL	MAXI TRACTION	38
	73X44.00			-	32	16		TL	FLT23DT	130
	800	/	65	R	32	178A8/178B		TL	MAXI TRACTION	38
	900	/	60	R	32	181A8/181B		TL	MAXI TRACTION	38
	IF1250	/	50	R	32	201B		TL	RDT23	130
	IF900	/	60	R	32	182B		TL	RAT23	130
R34	18.4			-	34	8		TT	ATC	102
	18.4			-	34	10		TT	FOREST	131
	23.1			R	34	151A8		TL	RAT23	130
	290	/	95	R	34	131A8		TL	R9000	130
	320	/	85	R	34	133A8/133B		TL	R9000	130
	380	/	85	R	34	137A8/137B		TL	RATFWD	130
	380	/	85	R	34	137A8/137B		TL	RATDT	130
	420	/	85	R	34	142A8/139B		TL	R1085	68
	420	/	85	R	34	142D/139E		TL	PERFORMER 85 EXTRA	56
	420	/	85	R	34	147A8		TL	RATDT	130
	460	/	85	R	34	147A8/144B		TL	R8000SS	74
	460	/	85	R	34	147D/144E		TL	PERFORMER 85 EXTRA	56
	480	/	70	R	34	143A8/143B		TL	R1070	64
	480	/	70	R	34	143D/140E		TL	PERFORMER 70	46
	520	/	70	R	34	148A8/148B		TL	R1070	64
	520	/	70	R	34	148D/145E		TL	PERFORMER 70	46
	540	/	65	R	34	145D/142E		TL	MAXI TRACTION 65	32
	540	/	65	R	34	152D/149E	•	TL	MAXI TRACTION 65	32
	540	/	65	R	34	145D/142E		TL	PERFORMER 65	38
	540	/	65	R	34	152D/149E	•	TL	PERFORMER 65	38
	600	/	65	R	34	151D/148E		TL	MAXI TRACTION 65	32
	600	/	65	R	34	151D/148E		TL	PERFORMER 65	38
	710	/	75	R	34	178A8 178B		TL	MAXI TRACTION	38
R36	13.6			-	36			TT	ATC	102
	230	/	95	R	36	130D/145A2		TL	PERFORMER 95	84
	270	/	95	R	36	139D/153A2		TL	PERFORMER 95	84
	320	/	95	R	36	128D/125E		TL	PERFORMER 85 EXTRA	56
	340	/	85	R	36	132A8/129B		TL	R1085	68
	340	/	85	R	36	132D/129E		TL	PERFORMER 85 EXTRA	58
R38	13,6			-	38	6		TL	CHSPADE	130
	15.5			-	38	6		TL	SAT23	106
	18.4			R	38	146A8		TL	RADCSG	130
	20.8			-	38	10		TT	ATC	102

ALL AGRICULTURAL TYRES BY SIZE

	Width	/	Aspect Ratio	Construction	Rim	Speed-Load Index / PR	Extra Load	Tube Type/ Tubeless	Tyre Pattern	Page
R38	20.8			R	38	153A8		TL	RADCSG	130
	270	/	95	R	38	140D/154A2		TL	PERFORMER 95	84
	320	/	85	R	38	143A8/143B		TL	R9000	130
	340	/	85	R	38	133A8/130B		TL	R1085	68
	340	/	85	R	38	133D/130E		TL	PERFORMER 85 EXTRA	58
	380	/	80	R	38	142A8/142B		TL	RATDT	130
	420	/	85	R	38	144A8/141B		TL	R1085	68
	420	/	85	R	38	144D/141E		TL	PERFORMER 85 EXTRA	58
	460	/	85	R	38	149A8/146B		TL	R1085	68
	460	/	85	R	38	149A8/146B		TL	R8000SS	74
	460	/	85	R	38	149D/146E		TL	PERFORMER 85 EXTRA	58
	460	/	85	R	38	154D/151E	•	TL	PERFORMER 85 EXTRA	58
	480	/	70	R	38	145A8/145B		TL	R1070	64
	480	/	70	R	38	145D/142E		TL	PERFORMER 70	46
	480	/	80	R	38	149A8		TL	RAT23	130
	520	/	70	R	38	150A8/150B		TL	R1070	64
	520	/	70	R	38	150D/147E		TL	PERFORMER 70	46
	520	/	85	D	38	173A8		TL	SATHD	130
	520	/	85	R	38	155A8/152B		TL	R1085	68
	520	/	85	R	38	155A8/152B		TL	R8000SS	74
	520	/	85	R	38	155A8		TL	RAT23	130
	520	/	85	R	38	155D/152E		TL	PERFORMER 85 EXTRA	58
	520	/	85	R	38	160D/157E	•	TL	PERFORMER 85 EXTRA	60
	540	/	65	R	38	147D/144E		TL	MAXI TRACTION 65	34
	540	/	65	R	38	147D/144E		TL	PERFORMER 65	40
	580	/	70	R	38	155A8/155B		TL	R1070	64
	580	/	70	R	38	155D/152E		TL	PERFORMER 70	46
	600	/	65	R	38	153D/150E		TL	MAXI TRACTION 65	34
	600	/	65	R	38	153D/150E		TL	PERFORMER 65	40
	650	/	65	R	38	157D/154E		TL	MAXI TRACTION 65	34
	650	/	65	R	38	163D/160E	•	TL	MAXI TRACTION 65	34
	650	/	65	R	38	157D/154E		TL	PERFORMER 65	40
	650	/	65	R	38	163D/160E	•	TL	PERFORMER 65	40
	650	/	75	R	38	169D/166E		TL	MAXI TRACTION	26
	IF650	/	75	R	38	175D/172E		TL	MAXI TRACTION IF	28
	650	/	85	R	38	173D/170E		TL	MAXI TRACTION	26
	IF650	/	85	R	38	179D/176E		TL	MAXI TRACTION IF	28
	710	/	70	R	38	171D/168E		TL	MAXI TRACTION	26
	IF710	/	70	R	38	178D/175E		TL	MAXI TRACTION IF	28
	IF800	/	70	R	38	184D/181E		TL	MAXI TRACTION IF	28
	800	/	70	R	38	181B		TL	RDT23	130
	IF800	/	70	R	38	184B		TL	RDT23	130
	IF800	/	70	R	38	187B		TL	RDT23	130
R42	300	/	95	R	42	147D/161A2		TL	PERFORMER 95	84
	320	/	90	R	42	139A8/139B		TL	R9000	130
	460	/	85	R	42	150D/147E		TL	PERFORMER 85 EXTRA	60
	460	/	85	R	42	156D/153E	•	TL	PERFORMER 85 EXTRA	60

ALL AGRICULTURAL TYRES BY SIZE

	Width	/	Aspect Ratio	Construction	Rim	Speed-Load Index / PR	Extra Load	Tube Type/ Tubeless	Tyre Pattern	Page
R42	480	/	80	R	42	154A8/154B		TL	RAT23	130
	520	/	85	R	42	157D/154E		TL	PERFORMER 85 EXTRA	60
	520	/	85	R	42	162D/159E	•	TL	PERFORMER 85 EXTRA	60
	520	/	85	R	42	157A8		TL	RADCSG	130
	520	/	85	R	42	157A8		TL	RDT23	130
	IF520	/	85	R	42	169B		TL	RAT23	130
	IF520	/	85	R	42	169B		TL	RDT23	130
	580	/	70	R	42	158D/155E		TL	PERFORMER 70	48
	580	/	85	R	42	166B		TL	RDT23	130
	620	/	70	R	42	166D/163E		TL	MAXI TRACTION	26
	IF620	/	70	R	42	172D/169E		TL	MAXI TRACTION IF	28
	650	/	65	R	42	158D/155E		TL	MAXI TRACTION 65	34
	650	/	65	R	42	158D/155E		TL	PERFORMER 65	40
	710	/	70	R	42	173D/170E		TL	MAXI TRACTION	26
	IF710	/	70	R	42	179D/176E		TL	MAXI TRACTION IF	28
	IF850	/	75	R	42	186A8/186B		TL	RDT23	130
	900	/	50	R	42	168A8/168B		TL	R9000	130
R44	230	/	95	R	44	134D/148A2		TL	PERFORMER 95	84
	270	/	95	R	44	142D/156A2		TL	PERFORMER 95	86
R46	13,6		46	-	46	6		TT	CHSPADE	130
	14.9			R	46	145A8/145B		TL	RAT23	130
	300	/	95	R	46	148D/162A2		TL	PERFORMER 95	86
	320	/	90	R	46	148A8/148B		TL	R9000	130
	320	/	90	R	46	148A8		TL	RADCSG	130
	420	/	80	R	46	151A8/151B		TL	RAT23	130
	380	/	90	R	46	152A8/152B		TL	R9000	130
	480	/	80	R	46	158A8		TL	RAT23	130
	480	/	80	R	46	158A8/158B		TL	RDT23	130
	520	/	85	R	46	158A8/158B		TL	RDT23	130
R48	230	/	95	R	48	136D/150A2		TL	PERFORMER 95	86
	230	/	95	R	48	134A8/134B		TL	R9000	130
	270	/	95	R	48	144D/158A2		TL	PERFORMER 95	86
	340	/	85	R	48	151D/165A2		TL	PERFORMER 85 EXTRA	82
R50	320	/	90	R	50	148A8/148B		TL	R9000	130
	380	/	105	R	50	168A8/168B		TL	R9100	130
	380	/	90	R	50	151A8/151B		TL	R9000	130
	480	/	80	R	50	159A8		TL	RDT23	130
	IF480	/	95	R	50	165B		TL	RDT23	130
	IF480	/	80	R	50	166B		TL	RDT23	130
	IF380	/	105	R	50	177D		TL	RATRC	130
R52	300	/	95	R	52	151D/165A2		TL	PERFORMER 95	86
R54	320	/	90	R	54	149A8/149B		TL	RATDT	130
	380	/	90	R	54	152A8/152B		TL	R9000	130

GENERAL INFO

SIZE MARKINGS

Front Tyre Marking

7.50-16 6 PR

- ply rating
- rim diameter in inches
- dash denotes crossply construction
- section width in inches

Radial (Standard) Tyre Marking

18.4R38 146 A8 143B

- speed symbol for 50 km/h
- load index at 50 km/h
- speed symbol for 40 km/h
- load index at 40 km/h
- rim diameter in inches
- "R" denotes radial construction
- section width in inches

Implement Tyre Marking
(special rim diameter used in Europe)

11.5/80-15.3

- rim diameter in inches
- dash denotes crossply construction
- aspect ratio
- section width in inches

Radial (Metric) Tyre Marking

520/70R38

- rim diameter in inches
- "R" denotes radial construction
- aspect ratio
- section width in mm

Flotation Tyre Marking

66 x 43.00-25 10 PR

- ply rating
- nominal diameter of the rim in inches
- dash denotes crossply construction
- section width in inches
- approximate overall diameter in inches

GENERAL INFO

SPEED SYMBOLS - LOAD INDEXES

The speed symbol indicates the speed at which the tyre can carry a load corresponding to its load index under service conditions specified by the tyre manufacturer.

Speed symbols	Speed (km/h)
A1	5
A2	10
A3	15
A4	20
A5	25
A6	30
A7	35
A8	40
B	50
C	60
D	65
E	70
F	80
G	90

L.I.	kg	L.I.	kg	L.I.	kg	L.I.	kg	L.I.	kg
90	600	110	1060	130	1900	150	3350	170	6000
91	615	111	1090	131	1950	151	3450	171	6150
92	630	112	1120	132	2000	152	3550	172	6300
93	650	113	1150	133	2060	153	3650	173	6500
94	670	114	1180	134	2120	154	3750	174	6700
95	690	115	1215	135	2180	155	3875	175	6900
96	710	116	1250	136	2240	156	4000	176	7100
97	730	117	1285	137	2300	157	4125	177	7300
98	750	118	1320	138	2360	158	4250	178	7500
99	775	119	1360	139	2430	159	4375	179	7750
100	800	120	1400	140	2500	160	4500	180	8000
101	825	121	1450	141	2575	161	4625	181	8250
102	850	122	1500	142	2650	162	4750	182	8500
103	875	123	1550	143	2725	163	4875	183	8750
104	900	124	1600	144	2800	164	5000	184	9000
105	925	125	1650	145	2900	165	5150	185	9250
106	950	126	1700	146	3000	166	5300	186	9500
107	975	127	1750	147	3075	167	5450	187	9750
108	1000	128	1800	148	3150	168	5600	188	10000
109	1030	129	1850	149	3250	169	5800	189	10300

GENERAL INFO

TABLE OF INTER-CHANGEABILITY

SRI	Standard size	90 series and above	85 series	80 series	75 series	70 series	65 series	60 series	55 series and below
330						200/70R16			
340						220/70R16	240/65R16		
350	6.00R16			210/80R16		240/70R16			
360	6.50R16	180/95R16					260/65R16		
370						260/70R16	280/65R16		
380	**7.50R16**	210/95R16		250/80R16		**280/70R16**	300/65R16		
						260/70R18	320/65R16		
390	8.25R16					300/70R16			
400	14.9R24					**280/70R18**	300/65R18		
410	**7.50R18**	210/95R18		250/80R18					
425	7.50R20	210/90R20				300/70R18	320/65R18		
						260/70R20	340/65R18		
450	9.5R20	215/95R20	250/85R20	260/80R20		**280/70R20**	340/65R20		
	8.00R20					**300/70R20**			
475	11.2R20	210/90R24	**280/85R20**			**320/70R20**			
	7.2R24								
	8.3R24								
500	12.4R20	210/95R24	**320/85R20**	340/80R20	340/75R20	**360/70R20**	420/65R20	360/60R24	
	9.5R24		**250/85R24**			300/70R24			
			240/85R24						
525	14.9L20				380/75R20	380/70R20	440/65R20		
	11.2R24		**280/85R24**			**320/70R24**			
	8.3R28								
550	12.4R24	210/95R28	**320/85R24**			**360/70R24**	420/65R24		
	9.5R28		**250/85R28**				340/65R28		
	7.2R30		240/85R28						
575	13.6R24		**340/85R24**			**380/70R24**	**440/65R24**		
	12.4R26		**280/85R28**			400/70R24			
	11.2R28					320/70R28			
	9.5R30								
	8.3R32								
600	14.9R24	210/95R32	**380/85R24**	270/80R32	270/75R32	**420/70R24**	**480/65R24**		
	13.6R26	**230/95R32**				**460/70R24**	500/65R24		
	12.4R28		**320/85R28**			**360/70R28**	420/65R28		
	9.5R32								
625	16.9R24		**420/85R24**		480/75R24	**480/70R24**	**540/65R24**	480/60R28	
	14.9R26					**380/70R28**	**440/65R28**		
	13.6R28		**340/85R28**				420/65R30		
	7.2R36								
650	18.4R24	**270/95R32**			420/75R28	480/70R26	540/65R26	520/60R28	
	16.9R26	**230/95R36**	420/85R26			**420/70R28**	**480/65R28**		
	14.9R28		**380/85R28**				500/65R28		
	12.4R32		320/85R32						
675	18.4R26	**320/90R32**	460/85R26	480/80R26	480/75R28	520/70R26	**540/65R28**	600/60R28	750/50R26
	16.9R28	180/95R40	**420/85R28**			**480/70R28**			
	14.9R30		**380/85R30**			500/70R28			
	11.2R36		320/85R34			420/70R30			
	9.5R38								
	7.2R40								
700	18.4R28	**270/95R36**		520/80R26		580/70R26	**600/65R28**	600/60R30	750/55R26
	16.9R30	230/95R40	**420/85R30**			**480/70R30**	**540/65R30**		
	12.4R36		**320/85R36**						
	11.2R38								
725	21L18	420/90R30			540/75R28	620/70R26	**600/65R30**		710/55R30
	18.4R30	**270/95R38**	**460/85R30**			**600/70R28**			
	14.9R34	290/90R38	380/85R34			520/70R30			
	13.6R36	230/95R42	**340/85R36**			540/70R30			

GENERAL INFO

SRI	Standard size	90 series and above	85 series	80 series	75 series	70 series	65 series	60 series	55 series and below
	12.4R38	160/95R46	320/85R38						
	8.3R42								
	9.5R42								
750	23.1R26	210/95R44		380/80R38	620/75R26	650/70R26	600/65R32	600/60R34	750/55R30
	21L30	**230/95R44**			400/75R38	620/70R28	**540/65R34**		
	16.9R34		**420/85R34**			**600/70R30**			
	13.6R38		**340/85R38**			**480/70R34**			
	11.2R42					500/70R34			
	8.3R44								
	9.5R44								
775	18.4R34	270/95R42	**460/85R34**			620/70R30	750/65R26	710/60R30	1000/50R25
	14.9R38		380/85R38			**520/70R34**	**600/65R34**	650/60R34	710/55R34
	12.4R42		300/85R42			540/70R34			
			520/85R30						
800	23.1R30	380/95R38			**620/75R30**	650/70R30	710/65R30	600/60R38	1050/50R25
	16.9R38	**300/95R42**	420/85R38		540/75R34	600/70R34	**540/65R38**		800/50R34
	9.5R48	320/90R42				**480/70R38**	380/65R46		
		270/95R44							
		270/90R46							
825	20.8R34	270/95R46	500/85R34	480/80R38	650/75R30	680/70R32	650/65R34	710/60R34	
	18.4R38	**230/95R48**	**460/85R38**		520/75R38	**520/70R38**	**600/65R38**	650/60R38	
	12.4R46								
850	24.5R32	**300/95R46**		580/80R34	**650/75R32**	680/70R34		800/60R32	900/55R32
	23.1R34	320/90R46	270/85R50		620/75R34				
	16.9R42	**270/95R48**							
	13.6R46		340/85R46						
875	20.8R38	300/90R50	**520/85R38**	480/80R42	680/75R32	710/70R34	**800/65R32**	850/60R32	1050/50R32
	18.4R42		**460/85R42**		710/75R32	**580/70R38**	750/65R34	710/60R38	850/50R38
	14.9R46				650/75R34	600/70R38	**650/65R38**		
	13.6R48		**340/85R48**		580/75R38	620/70R38	600/65R42		
900		320/105R46		420/80R46	**710/75R34**	800/70R32	710/65R38	**900/60R32**	1000/55R32
		380/90R46				**580/70R42**			
		320/90R50							
925	20.8R42	**300/95R52**	**520/85R42**	480/80R46	**650/75R38**	**710/70R38**	900/65R32	710/60R42	
		270/95R54	680/85R32		520/75R46	**620/70R42**	750/65R38		
							650/65R42		
950	35.5L32	380/105R46			800/75R32			800/60R38	850/55R42
	18.4R46	320/105R50			680/75R38			750/60R42	900/50R42
	12.4R54	380/90R50			710/75R38				
		320/90R54							
975			**650/85R38**	480/80R50	580/75R46	900/70R32	650/65R46	900/60R38	1250/50R32
			580/85R42			**800/70R38**			800/55R46
			520/85R46		650/75R42	**710/70R42**			
						620/70R46			
1000		380/105R50			710/75R42		710/65R46		
		420/65R50							
		320/105R54							
		380/90R54							
1025			710/85R38	680/80R42		800/70R42		900/60R42	
			650/85R42			750/70R44			
			520/85R50			710/70R46			
1050		480/95R50							
1100					750/75R46		900/65R46		

This table of inter-changeability for equivalent sizes is based upon ETRTO Speed Radius Index (SRI) and is for guidance only.
For any change of tyre size it is important to calculate & check the lead/lag percentage and to ensure sufficient height/width clearance of tyre/vehicle combination.
Sizes in bold text are available from the Firestone Europe range of Agricultural tyres.

CUSTOMER BENEFITS

Firestone creates tyres with the ideal balance of performance and productivity. Superior engineering and refined designs result in improved traction, low soil-compaction, higher load capacity and longer wear. These innovations not only offer you extremely high performance, they save you time, fuel and money. Firestone tyres: an investment that delivers maximum value.

BENEFITS

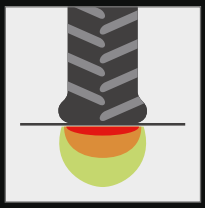

Low Soil-compaction

Firestone re-engineered tyre-casing with better flexing-properties result in a bigger footprint, reducing the pressure in the contact-area with the soil. Low soil-compaction results in more and bigger crops and yield, directly contributing to more profit.

Fuel economy

Superior traction achieved through excellent self-cleaning of the lug-pattern allows you to cover more ground faster, saving you time and fuel.



Time saving

Firestone agricultural products are developed to make farming more efficient. Excellent traction and self-cleaning in combination with the possibility to carry heavier implements or more load result in a significant gain of time. The interesting D/E-speed rated tyres allow you to drive on the road at high speeds, contributing to even more time-savings.

Outstanding road handling and comfort

Due to optimised lug- and tread designs, Firestone tyres produce maximum traction in the field and better handling on the road. You can be sure of very accurate steering- and braking response. Renewed tyre-casings offer improved damping-characteristics, contributing to a more comfortable drive without vibrations and road noise. We care about your well-being.

Crop protection

Firestone has a wide range of products adapted to each type of cultivation. Narrow row crop tyres are designed to avoid any damage to crops and their roots while being strong enough to cope with the heaviest tanks.

& TYRE DEVELOPMENT FEATURES

Long life

Optimised compounds and a unique tyre-construction in function of the task to be performed make Firestone tyres extremely durable so they last longer. Flatter and wider threads in combination with an optimised lug design lead to even pressure distribution on the road, resulting in a uniform wear and extended tyre-life. Firestone products keep on performing, even when half-worn out.



FEATURES

High load capacity

Strong and well engineered tyre-casings make it possible to deal with the heaviest loads without compromising your operation-speed. A selected range of patterns with Improved Flexion- or Extra Load-characteristics are developed to fulfill the high load requirements of special farming-applications.



Dual Angle Lug

Firestone's unique Dual Angle Lug technology, as applied in the majority of our products features a special lug design with a distinctive ridge in the lugs. The special lug design increases traction tremendously while keeping soil-disturbance at an acceptable low level. Firestone products with Dual Angle Lugs deliver 4% more traction than standard tyres. The lug-design features excellent self-cleaning, further increasing the traction properties.

Self Cleaning

Good self-cleaning of the tyre-pattern improves traction and reduces tyre-slip. Firestone's unique Dual Angle Lug technology contributes to better self-cleaning of the lug-pattern. Mud does not cling between the lugs, further improving the traction-properties, saving your time, fuel and top-soil.

IF

Improved Flexion-tyres feature a more than standard resistant casing equipped with sidewalls that enable a greater degree of "flexing". IF-tyres, in general mounted on faster and more powerful tractors contribute to more efficient, versatile and sustainable farming. You can carry more load or carry the same load with reduced tyre-pressures, reducing the negative effects of soil-compaction.

High Speed Index

A large number of our tyre-patterns features D/E rated speed-indexes, allowing you to transport heavy loads at high speeds, up to 70 Km/h. Re-engineered tyre-casings with better damping characteristics result in high-speed operation with optimum driving-comfort.

FIRESTONE TYRE PRESSURE APP

Reduce soil compaction and save money by using the correct inflation pressure in your tyres, The Firestone tyre pressure app helps you to find the specific inflation pressure for your tractors' application, ensuring you get the best wear life, fuel consumption whilst increasing traction in the field.

USE THE FIRESTONE TYRE PRESSURE APP

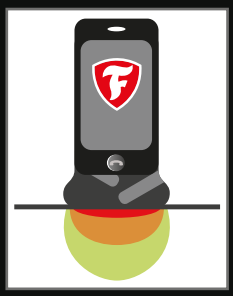

1. Download the free app from our website; available on the iTunes App Store and Google Play.
2. Choose from over 200 Firestone tyres. Add the tyre to your favourites for easy access next time.
3. Select your preferred measurement unit.
4. Adjust the load according to your application and read off the optimal tyre pressure for a given speed.
5. Use the help button to explain the abbreviations used.

1

2

3

4

5

Free download on www.firestone-agriculture.eu iTunes App Store or Google Play.

Firestone

You never farm alone

1. CURRENT PRODUCT LINE-UP

CHARACTERISTICS BY TYRE-PATTERN

RADIAL AGRICULTURAL

Tractor

MAXI TRACTION

- For high horsepower tractors.
- Upgraded load- and speed indexes.
- Excellent traction, self-cleaning and driving comfort.
- Long tyre life and uniform tread wear.

Customer Benefits

Tyre Development Features

MAXI TRACTION IF

- For high horsepower tractors.
- Improved Flexion (IF): reduced soil-compaction and more working efficiency.
- Transport heavier loads at higher speeds.
- Excellent traction, self-cleaning and driving comfort.
- Long tyre life and uniform tread wear.

Customer Benefits

Tyre Development Features

MAXI TRACTION 65

- For medium and large horsepower tractors.
- Longer tyre life, thanks to new lug design.
- Excellent traction, thanks to patented Dual Angle Lug Design.
- Increased driver comfort, thanks to its longer and overlapping lug*.

Customer Benefits

Tyre Development Features

* Compared with its predecessor.

PERFORMER 70 EXTRA

- For medium horsepower tractors.
- Upgraded load- and speed indexes.
- Excellent traction, self-cleaning and driving comfort.
- Several sizes available with Extra Load capacity.

Customer Benefits

Tyre Development Features

PERFORMER 85 EXTRA

- For medium horsepower tractors.
- Upgraded speed- and load indexes.
- Excellent traction, self-cleaning and driving comfort.
- Several sizes available with Extra Load capacity.

Customer Benefits

Tyre Development Features

R4000

- For medium to low horsepower tractors typically being used in vineyard and orchard service.
- Excellent driving stability, steering accuracy, cut-resistance.
- Higher load capacity.
- Low soil compaction and rutting.

Customer Benefits



R1070*

» For medium horsepower tractors.
» Long tyre-life and uniform tyre-wear.

Customer Benefits

R1085*

» For medium horsepower tractors.
» Long tyre-life and uniform tyre-wear.

Customer Benefits

R8000 SEVERE SERVICE

» For agricultural tractors facing the toughest working conditions.
» Excellent for hard, dry, rocky terrain.
» Cut & puncture resistant.
» Better flotation and improved traction.

Customer Benefits



Tyre Development Features

* Restricted distribution

NOTES

RADIAL AGRICULTURAL

	MAXI TRACTION	SW	OD	SLR	RC	Approved rim	Permissible rims
R28	600/65R28 154D 151E MAXI TRACTION	617	1498	670	4518	DW20B	DW18L W18L
	600/70R28 157D 154E MAXI TRACTION	630	1557	704	4672	DW20B	DW18L W18L
R30	600/65R30 155D 152E MAXI TRACTION	614	1549	700	4647	DW20B	DW18L W18L
	600/70R30 158D 155E MAXI TRACTION	618	1622	722	4867	DW20B	DW18L W18L
	620/75R30 163D 160E MAXI TRACTION	643	1690	765	5092	DW20B	

(*): Cyclic Application (see note)

Note: * Cyclic tyre bonus loads are permitted for traction wheels in cyclic loading operations involving minimal torque and wide fluctuation in weight carried.
* Vehicles must be unloaded before transport outside the field.
* Maximum load may not be carried for more than 1.5 km before unloading operation begins.
* Maximum load per tyre includes all possible field and vehicle/usage variations.
* For hillside operations over 11° (20%) slope, no cyclic bonus load is allowed.
* Basic inflation pressure must be increased as per tables.

Max. Load per Tyre - Pressure per Tyre													Speed (km/h)
0.6	0.8	1.0	1.2	1.4	1.6	1.8	2.0	2.2	2.4	2.6	2.8	3.0	
2825	3300	3695	4045	4370	4675	4955	5225	5475	5715	5945	6165	6375	10 CYCLIC*
2825	3260	3645	3995	4315	4615	4885	5145	5390	5625				10
2170	2505	2800	3065	3310	3540	3750	3945	4135	4315				30
2065	2380	2665	2915	3150	3370	3570	3755	3935	4110				40
1980	2285	2555	2800	3020	3230	3425	3605	3775	3940				50
	2175	2430	2665	2875	3075	3260	3430	3595	3750				65
	2000	2240	2450	2645	2830	3000	3155	3310	3450				70
2875	3415	3905	4355	4855	5330	5610	6040	6255	6460	6650	6835	7015	10 CYCLIC*
2875	3415	3905	4355	4855	5330	5565	5785	5995	6190				10
2205	2620	2995	3340	3720	4085	4265	4435	4595	4745				30
2100	2495	2850	3180	3545	3890	4065	4225	4375	4520				40
2015	2390	2735	3050	3395	3730	3895	4050	4195	4335				50
	2280	2605	2905	3235	3555	3710	3860	3995	4125				65
	2070	2365	2640	2940	3230	3375	3505	3635	3750				70
3150	3655	4000	4300	4575	4875	5200	5515	5750	5970	6185	6390	6590	10 CYCLIC*
3150	3530	3860	4155	4520	4865	5125	5365	5595	5815				10
2415	2710	2960	3185	3465	3730	3930	4115	4290	4460				30
2300	2580	2820	3035	3300	3550	3740	3920	4085	4245				40
2205	2475	2705	2910	3165	3405	3585	3755	3920	4070				50
	2355	2575	2770	3015	3245	3415	3580	3730	3875				65
	2180	2385	2565	2790	3000	3130	3280	3420	3550				70
3020	3570	4065	4515	4940	5335	5685	6045	6305	6550	6785	7010	7225	10 CYCLIC*
3020	3570	4065	4515	4940	5335	5620	5885	6140	6375				10
2315	2735	3115	3460	3785	4090	4310	4515	4705	4890				30
2205	2605	2965	3295	3605	3895	4100	4295	4480	4655				40
2115	2500	2845	3160	3455	3735	3935	4120	4295	4465				50
	2380	2710	3010	3290	3555	3745	3925	4090	4250				65
	2170	2470	2745	3000	3245	3415	3580	3730	3875				70
3535	4095	4585	5035	5445	5830	6275	6665	7030	7390	7705	7970	8290	10 CYCLIC*
3535	4095	4585	5035	5445	5830	6225	6605	6965	7315				10
2710	3140	3515	3860	4175	4470	4775	5065	5340	5610				30
2580	2990	3350	3675	3975	4255	4545	4820	5085	5340				40
2475	2865	3210	3525	3815	4080	4360	4625	4880	5120				50
	2730	3060	3355	3630	3885	4150	4405	4645	4875				65
	2520	2825	3100	3350	3590	3830	4065	4290	4500				70

Where W rims are shown, DW rims with equivalent flanges are permitted.

Above loads and pressures are for low torque applications. For ploughing and other sustained high-torque field applications only the load values corresponding to 30 km/h should be used.

RADIAL AGRICULTURAL

	MAXI TRACTION	SW	OD	SLR	RC	Approved rim	Permissible rims
R38	650/75R38 169D 166E MAXI TRACTION	678	1953	883	5885	DW21B	DW20B DW23B
	650/85R38 173D 170E MAXI TRACTION	701	2078	940	6218	DW23B	-
	710/70R38 171D 168E MAXI TRACTION	731	1970	888	5910	DW23B	DW25B
R42	620/70R42 166D 163E MAXI TRACTION	640	1966	889	5898	DW20B	DW18L W18L
	710/70R42 173D 170E MAXI TRACTION	732	2096	942	6288	DW23B	DW25B

(*): Cyclic Application (see note)

Note: * Cyclic tyre bonus loads are permitted for traction wheels in cyclic loading operations involving minimal torque and wide fluctuation in weight carried.
* Vehicles must be unloaded before transport outside the field.
* Maximum load may not be carried for more than 1.5 km before unloading operation begins.
* Maximum load per tyre includes all possible field and vehicle/usage variations.
* For hillside operations over 11° (20%) slope, no cyclic bonus load is allowed.
* Basic inflation pressure must be increased as per tables.

Max. Load per Tyre - Pressure per Tyre													Speed (km/h)
0.6	0.8	1.0	1.2	1.4	1.6	1.8	2.0	2.2	2.4	2.6	2.8	3.0	
3755	4565	5310	6010	6675	7310	7710	8285	8630	8960	9270	9575	9860	10 CYCLIC*
3755	4565	5310	6010	6675	7310	7690	8045	8385	8700				10
2880	3500	4075	4610	5120	5605	5895	6170	6425	6670				30
2740	3330	3875	4390	4875	5335	5615	5875	6120	6355				40
2630	3195	3720	4210	4675	5115	5385	5630	5870	6090				50
	3045	3540	4010	4450	4875	5125	5365	5590	5800				65
	2780	3235	3665	4070	4455	4685	4900	5105	5300				70
4085	5160	5960	6690	7385	8045	8675	9285	9670	10040	10390	10725	11050	10 CYCLIC*
4085	4910	5660	6360	7020	7645	8045	8415	8770	9100				10
3355	4030	4650	5225	5765	6280	6605	6915	7200	7475				30
3195	3840	4425	4975	5490	5980	6290	6585	6860	7120				40
3060	3680	4245	4770	5265	5735	6035	6310	6575	6825				50
	3505	4045	4545	5015	5460	5745	6010	6265	6500				65
	3235	3730	4195	4630	5040	5305	5550	5780	6000				70
4340	5015	5820	6575	7290	7975	8420	9040	9350	9645	9930	10200	10455	10 CYCLIC*
4340	5015	5820	6575	7290	7975	8320	8640	8945	9225				10
3330	3845	4465	5045	5590	6115	6380	6625	6855	7075				30
3170	3660	4250	4800	5325	5820	6075	6310	6530	6735				40
3040	3510	4075	4605	5105	5585	5825	6050	6260	6460				50
	3340	3880	4385	4860	5315	5545	5760	5960	6150				65
	3045	3535	3995	4425	4840	5050	5245	5430	5600				70
3430	4075	4800	5480	6135	6760	7095	7665	7960	8240	8510	8765	9010	10 CYCLIC*
3430	4075	4800	5480	6135	6760	7090	7395	7680	7950				10
2630	3125	3680	4205	4705	5185	5435	5670	5890	6095				30
2505	2980	3505	4000	4480	4935	5175	5395	5605	5805				40
2405	2855	3360	3840	4295	4735	4960	5175	5375	5565				50
	2720	3200	3655	4090	4510	4725	4930	5120	5300				65
	2500	2945	3360	3760	4145	4345	4535	4710	4875				70
4565	5275	6080	6835	7625	8425	8825	9555	9885	10200	10495	10780	11050	10 CYCLIC*
4565	5275	6080	6835	7625	8425	8790	9130	9450	9750				10
3500	4040	4660	5240	5845	6460	6740	7000	7245	7475				30
3335	3850	4440	4990	5565	6155	6420	6665	6900	7120				40
3200	3690	4260	4785	5340	5900	6155	6395	6615	6825				50
	3515	4055	4560	5085	5620	5865	6090	6300	6500				65
	3245	3745	4205	4695	5185	5410	5620	5815	6000				70

Where W rims are shown, DW rims with equivalent flanges are permitted.

Above loads and pressures are for low torque applications. For ploughing and other sustained high-torque field applications only the load values corresponding to 30 km/h should be used.

RADIAL AGRICULTURAL

	MAXI TRACTION IF	SW	OD	SLR	RC	Approved rim	Permissible rims
R28	IF 600/65R28 160D 157E MAXI TRACTION	617	1498	665	4494	DW20B	DW21B
	IF 600/70R28 164D 160E MAXI TRACTION	621	1557	690	4660	DW20B	DW21B
R30v	IF 600/65R30 161D 158E MAXI TRACTION	612	1550	688	4550	DW20B	DW21B
	IF 600/70R30 165D 161E MAXI TRACTION	618	1622	709	4855	DW20B	DW21B

Max. Load per Tyre - Pressure per Tyre										Speed (km/h)
0.6	0.8	1.0	1.2	1.4	1.6	1.8	2.0	2.2	2.4	
2125	2535	2915	3265	3590	3900	4110	4310	4500	4680	10HT
2595	3095	3560	3985	4385	4760	5020	5260	5495	5715	10LT
2205	2635	3025	3390	3730	4050	4270	4475	4675	4860	20LT
2125	2535	2915	3265	3590	3900	4110	4310	4500	4680	30
2045	2440	2805	3140	3455	3750	3955	4145	4330	4500	40
2045	2440	2805	3140	3455	3750	3955	4145	4330	4500	50
	2440	2805	3140	3455	3750	3955	4145	4330	4500	65
	2220	2550	2855	3140	3410	3595	3770	3940	4095	70
2385	2860	3290	3690	4065	4425	4635	4835	5020	5200	10HT
2910	3490	4015	4505	4965	5400	5660	5905	6130	6350	10LT
2475	2970	3415	3830	4220	4595	4815	5020	5215	5400	20LT
2385	2860	3290	3690	4065	4425	4635	4835	5020	5200	30
2295	2750	3165	3550	3910	4255	4460	4650	4830	5000	40
2295	2750	3165	3550	3910	4255	4460	4650	4830	5000	50
	2750	3165	3550	3910	4255	4460	4650	4830	5000	65
	2500	2880	3230	3555	3870	4055	4230	4395	4550	70
2215	2635	3020	3380	3710	4020	4235	4440	4630	4810	10HT
2705	3215	3685	4125	4530	4910	5175	5420	5655	5870	10LT
2300	2735	3135	3510	3855	4175	4400	4610	4810	4995	20LT
2215	2635	3020	3380	3710	4020	4235	4440	4630	4810	30
2130	2535	2905	3250	3570	3870	4075	4270	4455	4625	40
2130	2535	2905	3250	3570	3870	4075	4270	4455	4625	50
	2535	2905	3250	3570	3870	4075	4270	4455	4625	65
	2305	2640	2955	3245	3520	3705	3885	4050	4205	70
2495	2960	3390	3800	4190	4555	4770	4980	5170	5355	10HT
3045	3615	4125	4640	5115	5560	5825	6080	6315	6540	10LT
2590	3075	3520	3945	4350	4730	4955	5170	5370	5560	20LT
2495	2960	3390	3800	4190	4555	4770	4980	5170	5355	30
2400	2850	3260	3655	4030	4380	4590	4790	4975	5150	40
2400	2850	3260	3655	4030	4380	4590	4790	4975	5150	50
	2850	3260	3655	4030	4380	4590	4790	4975	5150	65
	2590	2965	3325	3665	3985	4175	4355	4525	4685	70

Where W rims are shown, DW rims with equivalent flanges are permitted.

RADIAL AGRICULTURAL

	MAXI TRACTION IF	SW	OD	SLR	RC	Approved rim	Permissible rims
R38	IF 650/85R38 179D 176E MAXI TRACTION	706	2071	920	6105	DW23B	-
	IF 710/70R38 178D 175E MAXI TRACTION	731	1970	872	5903	DW23B	DW25B
	IF 800/70R38 184D 181E MAXI TRACTION	825	2080	924	6148	DW27B	DW25B
R42	IF 620/70R42 172D 169E MAXI TRACTION	632	1966	869	5891	DW20B	DW21B
	IF 710/70R42 179D 176E MAXI TRACTION	731	2096	920	6281	DW23B	DW25B

Max. Load per Tyre - Pressure per Tyre										Speed (km/h)
0.6	0.8	1.0	1.2	1.4	1.6	1.8	2.0	2.2	2.4	
3630	4375	5060	5730	6360	6965	7265	7550	7815	8060	10HT
4435	5345	6160	6990	7770	8505	8875	9220	9540	9840	10LT
3770	4545	5255	5950	6605	7235	7545	7840	8115	8370	20LT
3630	4375	5060	5730	6360	6965	7265	7550	7815	8060	30
3495	4210	4870	5510	6120	6700	6990	7260	7515	7750	40
3495	4210	4870	5510	6120	6700	6990	7260	7515	7750	50
	4210	4870	5510	6120	6700	6990	7260	7515	7750	65
	3830	4430	5010	5565	6095	6360	6605	6835	7050	70
3430	4145	4800	5420	6000	6555	6895	7210	7510	7800	10HT
4190	5065	5865	6620	7325	8005	8420	8805	9175	9525	10LT
3560	4305	4985	5630	6230	6805	7160	7485	7800	8100	20LT
3430	4145	4800	5420	6000	6555	6895	7210	7510	7800	30
3300	3990	4620	5215	5770	6305	6630	6935	7225	7500	40
3300	3990	4620	5215	5770	6305	6630	6935	7225	7500	50
	3990	4620	5215	5770	6305	6630	6935	7225	7500	65
	3630	4200	4745	5250	5735	6030	6310	6570	6825	70
4095	4995	5820	6605	7345	8060	8415	8750	9060	9360	10HT
5000	6100	7110	8070	8970	9840	10280	10685	11065	11430	10LT
4255	5185	6045	6860	7630	8370	8740	9085	9410	9720	20LT
4095	4995	5820	6605	7345	8060	8415	8750	9060	9360	30
3940	4805	5600	6355	7065	7750	8095	8415	8715	9000	40
3940	4805	5600	6355	7065	7750	8095	8415	8715	9000	50
		5600	6355	7065	7750	8095	8415	8715	9000	65
		5095	5780	6425	7050	7365	7655	7930	8190	70
2995	3605	4170	4695	5190	5660	5905	6135	6350	6550	10HT
3655	4405	5085	5695	6325	6915	7210	7490	7755	8000	10LT
3110	3745	4330	4875	5390	5880	6130	6370	6595	6800	20LT
2995	3605	4170	4695	5190	5660	5905	6135	6350	6550	30
2880	3470	4010	4515	4995	5445	5680	5900	6110	6300	40
2880	3470	4010	4515	4995	5445	5680	5900	6110	6300	50
	3470	4010	4515	4995	5445	5680	5900	6110	6300	65
	3155	3645	4105	4545	4950	5165	5365	5560	5730	70
3610	4375	5085	5745	6370	6965	7265	7550	7815	8060	10HT
4410	5345	6160	6990	7770	8505	8875	9220	9540	9840	10LT
3750	4545	5280	5965	6615	7235	7545	7840	8115	8370	20LT
3610	4375	5085	5745	6370	6965	7265	7550	7815	8060	30
3475	4210	4890	5525	6125	6700	6990	7260	7515	7750	40
3475	4210	4890	5525	6125	6700	6990	7260	7515	7750	50
	4210	4890	5525	6125	6700	6990	7260	7515	7750	65
	3830	4445	5025	5570	6095	6360	6605	6835	7050	70

Where W rims are shown, DW rims with equivalent flanges are permitted.

RADIAL AGRICULTURAL

	MAXI TRACTION 65	SW	OD	SLR	RC	Approved rim	Permissible rims
R24	440/65R24 128D 125E MAXI TRACTION 65	439	1171	528	3513	DW14L	W13 DW13 W14L W15L DW15L
	480/65R24 133D 130E MAXI TRACTION 65	473	1237	557	3702	DW15L	W14L DW14L W15L
	540/65R24 140D 137E MAXI TRACTION 65	525	1310	592	3936	DW16L	W16L W18L DW18L
R28	440/65R28 131D 128E MAXI TRACTION 65	436	1277	583	3834	DW14L	W13 DW13 W14L W15L DW15L
	480/65R28 136D 133E MAXI TRACTION 65	466	1333	601	3999	DW15L	W13 DW13 W14L W15L DW15L
	540/65R28 142D 139E MAXI TRACTION 65	524	1410	635	4224	DW16L	W16L W18L DW18L

Max. Load per Tyre - Pressure per Tyre										Speed (km/h)
0.6	0.8	1.0	1.2	1.4	1.6	1.8	2.0	2.2	2.4	
1450	1700	1920	2120	2330	2520		2700			10
1190	1395	1580	1745	1915	2070					30
1135	1330	1500	1660	1820	1975					40
1090	1275	1440	1590	1745	1890					50
	1215	1370	1515	1665	1800					65
	1115	1260	1390	1525	1650					70
1660	1945	2200	2430	2665	2885		3090			10
1365	1600	1805	1995	2190	2370					30
1300	1520	1720	1900	2085	2260					40
1245	1460	1650	1820	2000	2165					50
	1390	1570	1735	1905	2060					65
	1280	1450	1600	1755	1900					70
2015	2360	2665	2945	3235	3500		3750			10
1655	1940	2190	2420	2655	2875					30
1575	1845	2085	2305	2530	2740					40
1510	1770	2000	2210	2425	2625					50
	1685	1905	2105	2310	2500					65
	1550	1750	1935	2125	2300					70
1575	1840	2080	2305	2520	2730		2925			10
1290	1510	1710	1890	2070	2245					30
1230	1440	1630	1800	1975	2135					40
1180	1380	1560	1725	1890	2050					50
	1315	1485	1645	1800	1950					65
	1215	1370	1515	1665	1800					70
1805	2115	2385	2640	2900	3135		3360			10
1485	1735	1965	2170	2380	2580					30
1410	1655	1870	2065	2265	2455					40
1355	1585	1790	1980	2175	2355					50
	1510	1705	1885	2070	2240					65
	1390	1570	1735	1905	2060					70
2135	2500	2830	3120	3430	3710		3975			10
1755	2055	2320	2565	2815	3050					30
1670	1955	2210	2445	2680	2905					40
1600	1875	2120	2345	2570	2785					50
	1785	2020	2230	2450	2650					65
	1640	1850	2045	2245	2430					70

Where W rims are shown, DW rims with equivalent flanges are permitted.

Above loads and pressures are for low torque applications. For ploughing and other sustained high-torque field applications only the load values corresponding to 30 km/h should be used.

RADIAL AGRICULTURAL

	MAXI TRACTION 65	SW	OD	SLR	RC	Approved rim	Permissible rims
R30	540/65R30 143D 140E MAXI TRACTION 65	521	1462	659	4386	DW16L	W16L W18L DW18L
	540/65R30 150D 147E MAXI TRACTION 65 EXTRA LOAD	526	1459	658	4374	DW16L	W16L W18L DW18L
R34	540/65R34 145D 142E MAXI TRACTION 65	522	1555	700	4662	DW16L	W16L W18L DW18L
	540/65R34 152D 149E MAXI TRACTION 65 EXTRA LOAD	524	1552	710	4659	DW16L	W16L W18L DW18L
	600/65R34 151D 148E MAXI TRACTION 65	590	1639	737	4923	DW18L	W18L DW20B

Max. Load per Tyre - Pressure per Tyre										Speed (km/h)
0.6	0.8	1.0	1.2	1.4	1.6	1.8	2.0	2.2	2.4	
2200	2570	2905	3215	3520	3815		4090			10
1805	2110	2385	2640	2895	3135					30
1715	2010	2275	2515	2755	2985					40
1645	1930	2180	2410	2645	2865					50
	1835	2075	2295	2515	2725					65
	1685	1905	2105	2310	2500					70
2430	2845	3215	3555	3840	4105	4355	4590	4815	5025	10
1865	2180	2465	2725	2945	3150	3340	3520	3690	3855	30
1775	2075	2350	2595	2805	2995	3180	3350	3515	3670	40
1700	1995	2255	2490	2690	2875	3050	3215	3370	3520	50
	1895	2145	2370	2560	2735	2905	3060	3210	3350	65
	1740	1970	2175	2350	2515	2665	2810	2945	3075	70
2375	2780	3135	3470	3775	4060		4350			10
1945	2280	2575	2850	3100	3335					30
1855	2170	2455	2715	2955	3180					40
1775	2080	2355	2600	2830	3045					50
	1985	2240	2480	2695	2900					65
	1810	2050	2265	2465	2650					70
2575	3015	3410	3765	4070	4350	4615	4865	5100	5325	10
1975	2310	2615	2890	3120	3335	3540	3730	3910	4085	30
1880	2200	2490	2750	2970	3175	3370	3550	3725	3890	40
1800	2110	2385	2635	2850	3045	3230	3405	3570	3730	50
	2010	2275	2515	2715	2900	3075	3245	3400	3550	65
	1840	2080	2300	2485	2655	2815	2970	3115	3250	70
2780	3255	3680	4065	4460	4830		5175			10
2280	2675	3020	3340	3665	3970					30
2175	2545	2880	3180	3490	3780					40
2085	2440	2760	3050	3345	3625					50
	2325	2630	2905	3185	3450					65
	2120	2400	2650	2910	3150					70

Where W rims are shown, DW rims with equivalent flanges are permitted.

Above loads and pressures are for low torque applications. For ploughing and other sustained high-torque field applications only the load values corresponding to 30 km/h should be used.

RADIAL AGRICULTURAL

	MAXI TRACTION 65	SW	OD	SLR	RC	Approved rim	Permissible rims
R38	540/65R38 147D 144E MAXI TRACTION 65	522	1677	743	5028	DW16L	W16L W18L DW18L
	600/65R38 153D 150E MAXI TRACTION 65	584	1737	780	5214	DW18L	W18L DW20B
	650/65R38 157D 154E MAXI TRACTION 65	636	1807	811	5421	DW20B	-
	650/65R38 163D 163E MAXI TRACTION 65 EXTRA LOAD	640	1809	813	5430	DW20B	-
R42	650/65R42 158D 155E MAXI TRACTION 65	625	1926	861	5809	DW20B	-

Max. Load per Tyre - Pressure per Tyre										Speed (km/h)
0.6	0.8	1.0	1.2	1.4	1.6	1.8	2.0	2.2	2.4	
2480	2900	3275	3625	3975	4305		4615			10
2035	2385	2695	2980	3265	3540					30
1935	2270	2565	2835	3110	3370					40
1860	2175	2460	2720	2980	3230					50
	2070	2340	2590	2840	3075					65
	1885	2135	2360	2585	2800					70
2940	3445	3890	4305	4720	5110		5475			10
2415	2830	3200	3535	3875	4200					30
2300	2695	3045	3365	3690	4000					40
2205	2580	2920	3225	3540	3835					50
	2460	2780	3075	3370	3650					65
	2255	2550	2820	3095	3350					70
3325	3890	4395	4865	5335	5775		6190			10
2730	3195	3615	3995	4380	4745					30
2600	3045	3440	3805	4170	4520					40
2490	2920	3300	3645	4000	4335					50
	2780	3140	3475	3810	4125					65
	2525	2855	3155	3465	3750					70
3455	4105	4690	5235	5740	6220	6520	6800	7065	7315	10
2650	3145	3595	4010	4400	4770	5000	5215	5415	5610	30
2520	2995	3425	3820	4190	4540	4760	4965	5155	5340	40
2420	2875	3285	3665	4020	4355	4565	4760	4945	5120	50
	2735	3130	3490	3830	4145	4345	4535	4710	4875	65
	2735	3130	3490	3830	4145	4345	4535	4710	4875	70
3425	4010	4530	5010	5495	5950		6375			10
2810	3295	3725	4115	4515	4890					30
2675	3135	3545	3920	4300	4655					40
2565	3005	3400	3755	4120	4465					50
	2865	3235	3580	3925	4250					65
	2610	2950	3265	3580	3875					70

Where W rims are shown, DW rims with equivalent flanges are permitted.

Above loads and pressures are for low torque applications. For ploughing and other sustained high-torque field applications only the load values corresponding to 30 km/h should be used.

RADIAL AGRICULTURAL

PERFORMER 70 EXTRA	SW	OD	SLR	RC	Approved rim	Permissible rims
R24						
320/70R24 116D 113E PERFORMER 70 EXTRA	323	1102	497	3306	DW10	W9 W10 DW11 W11
360/70R24 122D 119E PERFORMER 70 EXTRA	360	1157	519	3471	DW11	DW10 W10 W11 DW12 W12
380/70R24 125D 122E PERFORMER 70 EXTRA	395	1192	535	3576	DW12	W11 DW11 W12 W13 DW13
420/70R24 130D 127E PERFORMER 70 EXTRA	421	1246	560	3738	DW13	W12 DW12 W13 W14L DW14L
420/70R24 136A8 136B PERFORMER 70 EXTRA EXTRA LOAD	417	1265	570	3820	DW13	W12 DW12 W13 W14L DW14L
480/70R24 138D 135E PERFORMER 70 EXTRA	482	1323	595	3969	DW15L	W14L DW14L W15L W16L DW16L

Max. Load per Tyre - Pressure per Tyre										Speed (km/h)
0.6	0.8	1.0	1.2	1.4	1.6	1.8	2.0	2.5	2.4	
955	1105	1235	1350	1480	1625					10
765	905	1035	1180	1310	1440					30
725	865	985	1120	1250	1370					40
700	830	945	1075	1200	1315					50
		900	1025	1140	1250					65
		830	940	1050	1150					70
1145	1325	1480	1620	1780	1950					10
915	1085	1245	1410	1575	1725					30
870	1035	1185	1345	1500	1645					40
835	995	1135	1290	1435	1575					50
		1080	1230	1370	1500					65
		980	1115	1240	1360					70
1260	1455	1630	1785	1955	2145					10
1010	1195	1370	1555	1730	1900					30
960	1140	1305	1480	1650	1810					40
920	1095	1250	1420	1580	1735					50
		1190	1350	1505	1650					65
		1080	1230	1370	1500					70
1450	1675	1875	2055	2250	2470					10
1160	1375	1575	1790	1990	2185					30
1105	1310	1500	1705	1895	2085					40
1060	1260	1440	1635	1820	1995					50
		1370	1555	1730	1900					65
		1260	1435	1595	1750					70
	1705	1905	2085	2285	2480	2595				10
	1255	1470	1670	1860	2040	2140				30
	1175	1370	1560	1735	1905	2000				40
	1175	1370	1560	1735	1905	2000				50
1805	2080	2325	2550	2795	3070					10
1440	1710	1955	2220	2475	2715					30
1370	1630	1860	2115	2355	2585					40
1315	1560	1785	2030	2260	2480					50
		1700	1930	2150	2360					65
		1570	1785	1985	2180					70

Where W rims are shown, DW rims with equivalent flanges are permitted.

Above loads and pressures are for low torque applications. For ploughing and other sustained high-torque field applications only the load values corresponding to 30 km/h should be used.

RADIAL AGRICULTURAL

	PERFORMER 70 EXTRA	SW	OD	SLR	RC	Approved rim	Permissible rims
R28	360/70R28 125D 122E PERFORMER 70 EXTRA	360	1256	562	3768	DW11	DW10 W10 W11 DW12 W12
	380/70R28 127D 124E PERFORMER 70 EXTRA	387	1294	583	3882	DW12	W11 DW11 W12 W13 DW13
	420/70R28 133D 130E PERFORMER 70 EXTRA	423	1344	604	4032	DW13	W12 DW12 W13 W14L DW14L
	480/70R28 140D 137E PERFORMER 70 EXTRA	481	1436	647	4308	DW15L	W14L DW14L W15L W16L DW16L
	480/70R28 151A8 151B PERFORMER 70 EXTRA EXTRA LOAD	501	1448	625	4374	DW15L	W14L DW14L W15L W15L DW16L
R30	480/70R30 141D 138E PERFORMER 70 EXTRA	486	1489	670	4467	DW15L	W14L DW14L W15L W16L DW16L

Max. Load per Tyre - Pressure per Tyre										Speed (km/h)
0.6	0.8	1.0	1.2	1.4	1.6					
1260	1455	1630	1785	1955	2145					10
1010	1195	1370	1555	1730	1900					30
960	1140	1305	1480	1650	1810					40
920	1095	1250	1420	1580	1735					50
		1190	1350	1505	1650					65
		1080	1230	1370	1500					70
1335	1545	1725	1890	2075	2275					10
1070	1270	1450	1650	1835	2015					30
1015	1210	1380	1570	1745	1920					40
975	1160	1325	1505	1675	1840					50
		1260	1435	1595	1750					65
		1155	1310	1460	1600					70
1575	1820	2030	2225	2440	2680					10
1255	1495	1705	1940	2160	2370					30
1195	1420	1625	1845	2055	2260					40
1145	1365	1560	1770	1970	2165					50
		1485	1685	1880	2060					65
		1370	1555	1730	1900					70
1910	2205	2465	2700	2960	3250					10
1525	1810	2070	2350	2620	2875					30
1455	1725	1975	2240	2495	2740					40
1390	1655	1890	2150	2395	2625					50
		1800	2045	2280	2500					65
		1660	1885	2095	2300					70
1.6	1.8	2.0	2.2	2.4	2.6	2.8	3.0	3.2		
3210	3385	3545	3695	3860	4015	4170	4345	4485		10
2675	2820	2955	3080	3200	3330	3455	3575	3695		30
2500	2635	2760	2880	2990	3110	3230	3340	3450		40
2500	2635	2760	2880	2990	3110	3230	3340	3450		50
0.6	0.8	1.0	1.2	1.4	1.6					
1970	2270	2540	2780	3050	3350					10
1570	1865	2135	2425	2700	2965					30
1495	1775	2030	2305	2570	2820					40
1435	1705	1950	2215	2465	2705					50
		1855	2105	2345	2575					65
		1700	1930	2150	2360					70

Where W rims are shown, DW rims with equivalent flanges are permitted.

Above loads and pressures are for low torque applications. For ploughing and other sustained high-torque field applications only the load values corresponding to 30 km/h should be used.

RADIAL AGRICULTURAL

	PERFORMER 70 EXTRA	SW	OD	SLR	RC	Approved rim	Permissible rims
R30	480/70R30 147D 144E PERFORMER 70 EXTRA EXTRA LOAD	488	1486	669	4502	DW15L	W14L DW14L W15L W16L DW16L
R34	480/70R34 143D 140E PERFORMER 70 EXTRA	487	1592	718	4776	DW15L	W14L DW14L W15L W16L DW16L
	520/70R34 148D 145E PERFORMER 70 EXTRA	524	1643	737	4929	DW16L	W15L DW15L W16L W18L DW18L
R38	480/70R38 145D 142E PERFORMER 70 EXTRA	481	1696	764	5088	DW15L	W14L DW14L W15L W16L DW16L
	520/70R38 150D 147E PERFORMER 70 EXTRA	523	1777	801	5331	DW16L	W15L DW15L W16L W18L DW18L
	580/70R38 155D 152E PERFORMER 70 EXTRA	576	1846	830	5538	DW18L	W18L

Max. Load per Tyre - Pressure per Tyre										Speed (km/h)
0.6	0.8	1.0	1.2	1.4	1.6	1.8	2.0	2.2	2.4	
1970	2270	2540	2780	3050	3350	3525	3695	3850	4000	10
1570	1865	2135	2425	2700	2965	3120	3265	3405	3540	30
1495	1775	2030	2305	2570	2820	2970	3110	3245	3370	40
1435	1705	1950	2215	2465	2705	2850	2985	3110	3230	50
	1625	1855	2105	2345	2575	2715	2840	2960	3075	65
	1485	1700	1930	2150	2360	2470	2585	2695	2800	70
2080	2405	2690	2945	3230	3545					10
1660	1975	2255	2565	2855	3135					30
1585	1880	2150	2440	2720	2985					40
1515	1805	2060	2340	2610	2865					50
		1965	2230	2485	2725					65
		1800	2045	2280	2500					70
2405	2780	3105	3400	3730	4095					10
1920	2280	2610	2965	3300	3625					30
1830	2175	2485	2820	3145	3450					40
1755	2085	2385	2705	3015	3310					50
		2270	2580	2870	3150					65
		2090	2375	2645	2900					70
2215	2560	2860	3135	3435	3770					10
1765	2100	2400	2730	3040	3335					30
1685	2000	2290	2600	2895	3180					40
1615	1920	2195	2490	2775	3045					50
		2090	2375	2645	2900					65
		1910	2170	2415	2650					70
2560	2955	3305	3620	3970	4355					10
2045	2430	2775	3150	3510	3855					30
1945	2310	2640	3000	3345	3670					40
1865	2215	2535	2880	3205	3520					50
		2415	2740	3055	3350					65
		2215	2515	2805	3075					70
2960	3420	3820	4185	4590	5040					10
2360	2805	3210	3645	4060	4460					30
2250	2670	3055	3470	3865	4245					40
2155	2565	2930	3330	3710	4070					50
		2790	3170	3530	3875					65
		2555	2905	3235	3550					70

Where W rims are shown, DW rims with equivalent flanges are permitted.

Above loads and pressures are for low torque applications. For ploughing and other sustained high-torque field applications only the load values corresponding to 30 km/h should be used.

RADIAL AGRICULTURAL

PERFORMER 70 EXTRA	SW	OD	SLR	RC	Approved rim	Permissible rims
R42						
580/70R42 158D 155E PERFORMER 70 EXTRA	573	1894	853	5682	DW18L	W18L

Max. Load per Tyre - Pressure per Tyre										Speed (km/h)
0.6	0.8	1.0	1.2	1.4	1.6					
3245	3745	4190	4590	5035	5525					10
2590	3080	3520	4000	4455	4890					30
2465	2930	3350	3805	4240	4655					40
2365	2810	3215	3650	4065	4465					50
		3060	3475	3875	4250					65
		2790	3170	3530	3875					70

Where W rims are shown, DW rims with equivalent flanges are permitted.

Above loads and pressures are for low torque applications. For ploughing and other sustained high-torque field applications only the load values corresponding to 30 km/h should be used.

RADIAL AGRICULTURAL

	PERFORMER 85 EXTRA	SW	OD	SLR	RC	Approved rim	Permissible rims
R20	280/85R20 112D 109E PERFORMER 85 EXTRA	297	978	442	2934	W10	W9
	320/85R20 119D 116E PERFORMER 85 EXTRA	330	1046	470	3138	DW11	W9 DW10 W10 W11
R24	250/85R24 109D 106E PERFORMER 85 EXTRA	245	1038	465	3114	W8	W7
	280/85R24 115D 112E PERFORMER 85 EXTRA	292	1086	487	3246	W10	W9
	280/85R24 130A8 130B PERFORMER 85 EXTRA EXTRA LOAD	292	1082	488	3328	W10	W9
	320/85R24 122D 119E PERFORMER 85 EXTRA	324	1151	512	3453	DW11	W9 DW10 W10 W11

Max. Load per Tyre - Pressure per Tyre										Speed (km/h)
0.6	0.8	1.0	1.2	1.4	1.6					
895	1030	1155	1265	1365	1460					10
685	815	930	1055	1175	1290					30
650	775	885	1005	1120	1230					40
625	740	850	965	1075	1180					50
	705	810	920	1020	1120					65
	650	745	845	940	1030					70
1040	1200	1340	1470	1610	1770					10
830	985	1125	1280	1425	1565					30
790	940	1075	1220	1360	1490					40
760	900	1030	1170	1305	1430					50
	860	980	1115	1240	1360					65
	790	900	1025	1140	1250					70
820	950	1060	1160	1255	1340					10
660	785	895	1000	1095	1185					30
630	745	855	950	1045	1130					40
605	715	820	915	1000	1085					50
	680	780	870	955	1030					65
	630	720	800	880	950					70
970	1120	1250	1370	1480	1580					10
740	880	1005	1145	1275	1400					30
705	840	960	1090	1215	1330					40
680	805	920	1045	1165	1280					50
	765	875	995	1110	1215					65
	705	810	920	1020	1120					70
0.8	1.2	1.6	2.0	2.4	2.8	3.2	3.6	4.0		
1170	1400	1595	1765	1915	2070	2210	2345	2470		10
965	1155	1315	1455	1580	1705	1820	1930	2035		30
900	1080	1230	1355	1475	1590	1700	1805	1900		40
900	1080	1230	1355	1475	1590	1700	1805	1900		50
0.6	0.8	1.0	1.2	1.4	1.6					
1195	1380	1545	1690	1825	1950					10
915	1085	1245	1410	1575	1725					30
870	1035	1185	1345	1500	1645					40
835	995	1135	1290	1435	1575					50
	945	1080	1230	1370	1500					65
	860	980	1115	1240	1360					70

Where W rims are shown, DW rims with equivalent flanges are permitted.

Above loads and pressures are for low torque applications. For ploughing and other sustained high-torque field applications only the load values corresponding to 30 km/h should be used.

RADIAL AGRICULTURAL

	PERFORMER 85 EXTRA	SW	OD	SLR	RC	Approved rim	Permissible rims
R24	340/85R24 125D 122E PERFORMER 85 EXTRA	355	1192	537	3576	DW12	DW11 W11 W12
	340/85R24 136A8 136B PERFORMER 85 EXTRA EXTRA LOAD	355	1192	537	3600	DW12	DW11 W11 W12
	380/85R24 131D 128E PERFORMER 85 EXTRA	403	1257	564	3771	DW13	W11 DW11 W12 DW12 W13
	420/85R24 137D 134E PERFORMER 85 EXTRA	446	1323	595	3996	DW15L	W14L DW14L W15L
	420/85R24 142A8 142B PERFORMER 85 EXTRA EXTRA LOAD	446	1323	596	3996	DW15L	W14L DW14L W15L
R28	250/85R28 112D 109E PERFORMER 85 EXTRA	247	1136	514	3408	W8	W7

Max. Load per Tyre - Pressure per Tyre										Speed (km/h)
0.6	0.8	1.0	1.2	1.4	1.6					
1315	1520	1695	1860	2010	2145					10
1010	1195	1370	1555	1730	1900					30
960	1140	1305	1480	1650	1810					40
920	1095	1250	1420	1580	1735					50
	1040	1190	1350	1505	1650					65
	945	1080	1230	1370	1500					70
1.6	1.8	2.0	2.2	2.4	2.6	2.8	3.0	3.2		
2145	2250	2345	2440	2525	2625	2725	2820	2915		10
1830	1920	2000	2080	2155	2240	2325	2410	2490		25
1765	1850	1930	2005	2075	2160	2245	2325	2400		30
1650	1730	1805	1875	1940	2020	2095	2170	2240		40
1650	1730	1805	1875	1940	2020	2095	2170	2240		50
0.6	0.8	1.0	1.2	1.4	1.6	1.8	2.0	2.2	2.4	
1555	1795	2005	2195	2375	2535					10
1190	1415	1615	1835	2045	2245					30
1135	1345	1540	1745	1945	2135					40
1085	1290	1475	1675	1865	2050					50
	1230	1405	1595	1780	1950					65
	1135	1295	1475	1640	1800					70
1835	2115	2365	2590	2800	2990					10
1405	1665	1905	2165	2410	2645					30
1335	1585	1815	2060	2295	2520					40
1280	1520	1740	1975	2200	2415					50
	1450	1660	1885	2095	2300					65
	1335	1525	1735	1935	2120					70
	2115	2365	2590	2800	2990	3115	3235	3345	3445	10
	1740	1945	2135	2305	2465	2565	2665	2755	2840	30
	1630	1820	1995	2155	2300	2400	2490	2575	2650	40
	1630	1820	1995	2155	2300	2400	2490	2575	2650	50
895	1030	1155	1265	1365	1460					10
715	850	975	1085	1190	1290					30
685	810	925	1035	1135	1230					40
655	780	890	990	1085	1180					50
	740	845	945	1035	1120					65
	680	780	870	955	1030					70

Where W rims are shown, DW rims with equivalent flanges are permitted.

Above loads and pressures are for low torque applications. For ploughing and other sustained high-torque field applications only the load values corresponding to 30 km/h should be used.

RADIAL AGRICULTURAL

	PERFORMER 85 EXTRA	SW	OD	SLR	RC	Approved rim	Permissible rims
R28	280/85R28 118D 115E PERFORMER 85 EXTRA	293	1188	535	3564	W10	W9
	320/85R28 124D 121E PERFORMER 85 EXTRA	330	1257	566	3771	DW11	W9 DW10 W10 W11
	340/85R28 127D 124E PERFORMER 85 EXTRA	354	1302	585	3906	DW12	DW11 W11 W12
	380/85R28 133D 130E PERFORMER 85 EXTRA	403	1361	612	4083	DW13	W11 DW11 W12 DW12 W13
	420/85R28 139D 136E PERFORMER 85 EXTRA	459	1430	640	4290	DW15L	W14L DW14L W15L
	420/85R28 144A8 144B PERFORMER 85 EXTRA EXTRA LOAD	459	1430	644	4319	DW15L	W14L DW14L W15L

Max. Load per Tyre - Pressure per Tyre										Speed (km/h)
0.6	0.8	1.0	1.2	1.4	1.6	1.8	2.0	2.2	2.4	
1055	1215	1360	1490	1605	1720					10
805	960	1095	1245	1385	1520					30
765	910	1040	1185	1320	1445					40
735	875	1000	1135	1265	1390					50
	835	950	1080	1205	1320					65
	765	875	995	1110	1215					70
1275	1475	1645	1805	1950	2080					10
975	1160	1325	1505	1680	1840					30
930	1105	1265	1435	1600	1755					40
890	1060	1210	1375	1530	1680					50
	1010	1155	1310	1460	1600					65
	915	1045	1190	1325	1450					70
1395	1610	1800	1970	2130	2275					10
1070	1270	1450	1650	1835	2015					30
1015	1210	1380	1570	1745	1920					40
975	1160	1325	1505	1675	1840					50
	1105	1260	1435	1595	1750					65
	1010	1155	1310	1460	1600					70
1640	1895	2120	2320	2505	2680					10
1255	1495	1705	1940	2160	2370					30
1195	1420	1625	1845	2055	2260					40
1145	1365	1560	1770	1970	2165					50
	1300	1485	1685	1880	2060					65
	1200	1370	1555	1730	1900					70
1935	2235	2500	2740	2955	3160					10
1485	1760	2015	2290	2550	2795					30
1410	1675	1915	2180	2425	2665					40
1355	1610	1840	2090	2325	2555					50
	1530	1750	1990	2215	2430					65
	1410	1615	1835	2040	2240					70
	2235	2500	2735	2955	3160	3295	3415	3535	3640	10
	1840	2060	2255	2435	2600	2710	2815	2910	3000	30
	1720	1925	2105	2275	2430	2535	2630	2720	2800	40
	1720	1925	2105	2275	2430	2535	2630	2720	2800	50

Where W rims are shown, DW rims with equivalent flanges are permitted.

Above loads and pressures are for low torque applications. For ploughing and other sustained high-torque field applications only the load values corresponding to 30 km/h should be used.

RADIAL AGRICULTURAL

	PERFORMER 85 EXTRA	SW	OD	SLR	RC	Approved rim	Permissible rims
R30	380/85R30 135D 132E PERFORMER 85 EXTRA	406	1405	634	4215	DW13	W11 DW11 W12 DW12 W13
	420/85R30 140D 137E PERFORMER 85 EXTRA	446	1475	666	4425	DW15L	W14L DW14L W15L
	460/85R30 145D 142E PERFORMER 85 EXTRA	484	1535	690	4605	DW16L	W15L DW15L W16L
R34	420/85R34 142D 139E PERFORMER 85 EXTRA	453	1572	706	4716	DW15L	W14L DW14L W15L
	460/85R34 147D 144E PERFORMER 85 EXTRA	487	1652	745	4956	DW16L	W15L DW15L W16L
R36	320/85R36 128D 125E PERFORMER 85 EXTRA	321	1459	654	4377	DW11	W9 DW10 W10 W11

Max. Load per Tyre - Pressure per Tyre										Speed (km/h)
0.6	0.8	1.0	1.2	1.4	1.6					
1665	1925	2150	2355	2585	2835					10
1330	1580	1805	2050	2285	2510					30
1265	1505	1720	1955	2175	2390					40
1215	1445	1650	1875	2085	2290					50
	1375	1570	1785	1985	2180					65
	1260	1440	1640	1825	2000					70
1990	2300	2570	2815	3040	3250					10
1525	1810	2070	2350	2620	2875					30
1455	1725	1975	2240	2495	2740					40
1390	1655	1890	2150	2395	2625					50
	1575	1800	2045	2280	2500					65
	1450	1660	1885	2095	2300					70
2310	2670	2985	3265	3530	3770					10
1765	2100	2400	2730	3040	3335					30
1685	2000	2290	2600	2895	3180					40
1615	1920	2195	2490	2775	3045					50
	1825	2090	2375	2645	2900					65
	1670	1910	2170	2415	2650					70
2110	2440	2725	2985	3225	3445					10
1615	1920	2195	2495	2780	3050					30
1540	1830	2090	2375	2645	2905					40
1475	1755	2005	2280	2535	2785					50
	1670	1910	2170	2415	2650					65
	1530	1750	1990	2215	2430					70
2450	2830	3165	3465	3740	4000					10
1875	2230	2545	2895	3220	3540					30
1785	2120	2425	2755	3070	3370					40
1715	2035	2325	2640	2945	3230					50
	1940	2215	2515	2805	3075					65
	1765	2015	2290	2550	2800					70
1435	1655	1850	2030	2190	2340					10
1100	1305	1490	1695	1885	2070					30
1045	1240	1420	1615	1795	1975					40
1005	1190	1360	1545	1725	1890					50
	1135	1295	1475	1640	1800					65
	1040	1190	1350	1505	1650					70

Where W rims are shown, DW rims with equivalent flanges are permitted.

Above loads and pressures are for low torque applications. For ploughing and other sustained high-torque field applications only the load values corresponding to 30 km/h should be used.

RADIAL AGRICULTURAL

	PERFORMER 85 EXTRA	SW	OD	SLR	RC	Approved rim	Permissible rims
R36	340/85R36 132D 129E PERFORMER 85 EXTRA	348	1492	672	4476	DW12	DW11 W11 W12
R38	340/85R38 133D 130E PERFORMER 85 EXTRA	351	1553	697	4659	DW12	DW11 W11 W12
	420/85R38 144D 141E PERFORMER 85 EXTRA	447	1681	758	5043	DW15L	W14L DW14L W15L
	460/85R38 149D 146E PERFORMER 85 EXTRA	496	1761	793	5283	DW16L	W15L DW15L W16L
	460/85R38 154D 151E PERFORMER 85 EXTRA EXTRA LOAD	496	1761	793	5323	DW16L	W15L DW15L W16L
	520/85R38 155D 152E PERFORMER 85 EXTRA	562	1851	829	5553	DW18L	W16L DW16L W18L

Max. Load per Tyre - Pressure per Tyre										Speed (km/h)
0.6	0.8	1.0	1.2	1.4	1.6	1.8	2.0	2.2	2.4	
1595	1840	2060	2255	2435	2600					10
1220	1450	1660	1885	2095	2300					30
1160	1380	1580	1795	1995	2190					40
1115	1325	1515	1720	1915	2100					50
	1260	1440	1640	1825	2000					65
	1165	1335	1515	1685	1850					70
1640	1895	2120	2320	2505	2680					10
1255	1495	1705	1940	2160	2370					30
1195	1420	1625	1845	2055	2260					40
1145	1365	1560	1770	1970	2165					50
	1300	1485	1685	1880	2060					65
	1200	1370	1555	1730	1900					70
2230	2575	2880	3155	3405	3640					10
1710	2030	2320	2635	2935	3220					30
1625	1930	2210	2510	2795	3070					40
1560	1855	2120	2405	2680	2940					50
	1765	2015	2290	2550	2800					65
	1625	1855	2105	2345	2575					70
2590	2990	3340	3660	3955	4225					10
1980	2355	2690	3060	3405	3740					30
1885	2240	2560	2910	3245	3560					40
1810	2150	2460	2790	3110	3415					50
	2050	2340	2660	2960	3250					65
	1890	2160	2455	2735	3000					70
2590	2990	3340	3660	3955	4225	4410	4575	4730	4875	10
1980	2355	2690	3060	3405	3740	3900	4050	4185	4315	30
1885	2240	2560	2910	3245	3560	3715	3855	3985	4110	40
1810	2150	2460	2790	3110	3415	3565	3695	3820	3940	50
	2050	2340	2660	2960	3250	3395	3520	3640	3750	65
	1890	2160	2455	2735	3000	3120	3240	3350	3450	70
3090	3565	3985	4365	4715	5040					10
2360	2805	3210	3645	4060	4460					30
2250	2670	3055	3470	3865	4245					40
2155	2565	2930	3330	3710	4070					50
	2440	2790	3170	3530	3875					65
	2235	2555	2905	3235	3550					70

Where W rims are shown, DW rims with equivalent flanges are permitted.

Above loads and pressures are for low torque applications. For ploughing and other sustained high-torque field applications only the load values corresponding to 30 km/h should be used.

RADIAL AGRICULTURAL

	PERFORMER 85 EXTRA	SW	OD	SLR	RC	Approved rim	Permissible rims
R38	520/85R38 160D 157E PERFORMER 85 EXTRA EXTRA LOAD	562	1851	833	5591	DW18L	W16L DW16L W18L
R42	460/85R42 150D 147E PERFORMER 85 EXTRA	475	1841	832	5523	DW16L	W15L DW15L W16L
	460/85R42 156D 153E PERFORMER 85 EXTRA EXTRA LOAD	475	1841	828	5571	DW16L	W15L DW15L W16L
	520/85R42 157D 154E PERFORMER 85 EXTRA	561	1946	876	5838	DW18L	W16L DW16L W18L
	520/85R42 162D 159E PERFORMER 85 EXTRA EXTRA LOAD	561	1964	875	5892	DW18L	W16L DW16L W18L

Max. Load per Tyre - Pressure per Tyre										Speed (km/h)
0.6	0.8	1.0	1.2	1.4	1.6	1.8	2.0	2.2	2.4	
3090	3565	3985	4365	4715	5040	5260	5470	5665	5850	10
2360	2805	3210	3645	4060	4460	4655	4840	5015	5175	30
2250	2670	3055	3470	3865	4245	4435	4610	4775	4930	40
2155	2565	2930	3330	3710	4070	4250	4420	4575	4725	50
	2440	2790	3170	3530	3875	4045	4210	4360	4500	65
	2235	2555	2905	3235	3550	3710	3860	3995	4125	70
2560	2955	3305	3620	3970	4355					10
2045	2430	2775	3150	3510	3855					30
1945	2310	2640	3000	3345	3670					40
1865	2215	2535	2880	3205	3520					50
	2110	2415	2740	3055	3350					65
	1940	2215	2515	2805	3075					70
2560	2955	3305	3620	3970	4355	4720	4925	5070	5200	10
2045	2430	2775	3150	3510	3855	4175	4355	4485	4600	30
1945	2310	2640	3000	3345	3670	3980	4150	4270	4380	40
1865	2215	2535	2880	3205	3520	3815	3980	4095	4200	50
	2110	2415	2740	3055	3350	3635	3790	3900	4000	65
	1940	2215	2515	2805	3075	3315	3460	3560	3650	70
3150	3640	4065	4455	4885	5365					10
2515	2990	3415	3880	4325	4745					30
2395	2845	3255	3695	4115	4520					40
2295	2730	3120	3545	3945	4335					50
	2600	2970	3375	3760	4125					65
	2365	2700	3070	3415	3750					70
3150	3640	4065	4455	4885	5365	5605	5850	6020	6175	10
2515	2990	3415	3880	4325	4745	4960	5175	5325	5465	30
2395	2845	3255	3695	4115	4520	4725	4925	5070	5205	40
2295	2730	3120	3545	3945	4335	4530	4725	4860	4990	50
	2600	2970	3375	3760	4125	4315	4500	4630	4750	65
	2365	2700	3070	3415	3750	3975	4145	4265	4375	70

Where W rims are shown, DW rims with equivalent flanges are permitted.

Above loads and pressures are for low torque applications. For ploughing and other sustained high-torque field applications only the load values corresponding to 30 km/h should be used.

RADIAL AGRICULTURAL

R1070*		SW	OD	SLR	RC	Approved rim	Permissible rims
R24	320/70R24 116A8 116B R1070	319	1096	493	3312	DW10	W9 W10 DW11 W11
	360/70R24 122A8 122B R1070	360	1148	517	3469	DW11	DW10 W10 W11 DW12 W12
	420/70R24 130A8 130B R1070	418	1250	563	3777	DW13	W12 DW12 W13 W14L DW14L
	480/70R24 138A8 138B R1070	480	1323	595	3997	DW15L	W14L DW14L W15L W16L DW16L
R28	360/70R28 125A8 125B R1070	360	1248	562	3771	DW11	DW10 W10 W11 DW12 W12
	380/70R28 127A8 127B R1070	380	1290	581	3898	DW12	W11 DW11 W12 W13 DW13
	420/70R28 133A8 133B R1070	420	1350	608	4079	DW13	W12 DW12 W13 W14L DW14L
	480/70R28 140A8 140B R1070	483	1425	641	4306	DW15L	W14L DW14L W15L W16L DW16L
R30	480/70R30 141A8 141B R1070	480	1480	666	4472	DW15L	W14L DW14L W15L W16L DW16L

* Restricted distribution

Max. Load per Tyre - Pressure per Tyre										Speed (km/h)
0.6	0.8	1.0	1.2	1.4	1.6					
	1175	1285	1405	1520	1625					10
865	970	1060	1160	1255	1340					30
810	905	990	1085	1170	1250					40
		945	1055	1155	1250					50
	1410	1540	1690	1825	1950					10
1035	1165	1270	1390	1505	1605					30
970	1085	1190	1300	1405	1500					40
		1135	1265	1385	1500					50
	1785	1955	2140	2310	2470					10
1315	1475	1610	1765	1905	2035					30
1225	1375	1505	1645	1780	1900					40
		1435	1600	1755	1900					50
	2220	2425	2655	2870	3065					10
1630	1830	2000	2190	2365	2525					30
1525	1710	1870	2045	2210	2360					40
		1780	1990	2180	2360					50
	1550	1695	1860	2005	2145					10
1140	1280	1400	1530	1655	1765					30
1065	1195	1305	1430	1545	1650					40
		1245	1390	1525	1650					50
	1645	1800	1970	2130	2275					10
1210	1360	1485	1625	1755	1875					30
1130	1270	1385	1520	1640	1750					40
		1400	1500	1645	1750					50
	1935	2115	2320	2505	2680					10
1425	1595	1745	1910	2065	2205					30
1330	1490	1630	1785	1930	2060					40
		1555	1735	1905	2060					50
	2350	2570	2815	3040	3250					10
1725	1935	2115	2320	2505	2675					30
1615	1810	1980	2165	2340	2500					40
		1890	2105	2310	2500					50
	2420	2645	2900	3130	3345					10
1775	1995	2180	2390	2580	2755					30
1660	1865	2040	2230	2410	2575					40
		1945	2170	2380	2575					50

Where W rims are shown, DW rims with equivalent flanges are permitted.

Above loads and pressures are for low torque applications. For ploughing and other sustained high-torque field applications only the load values corresponding to 30 km/h should be used.

RADIAL AGRICULTURAL

R1070*		SW	OD	SLR	RC	Approved rim	Permissible rims
R34	480/70R34 143A8 143B R1070	475	1575	709	4760	DW15L	W14L DW14L W15L W16L DW16L
	520/70R34 148A8 148B R1070	515	1645	741	4971	DW16L	W15L DW15L W16L W18L DW18L
R38	480/70R38 145A8 145B R1070	475	1675	754	5062	DW15L	W14L DW14L W15L W16L DW16L
	520/70R38 150A8 150B R1070	515	1750	788	5289	DW16L	W15L DW15L W16L W18L DW18L
	580/70R38 155A8 155B R1070	580	1830	824	5530	DW18L	W18L

* Restricted distribution

Max. Load per Tyre - Pressure per Tyre										Speed (km/h)
0.6	0.8	1.0	1.2	1.4	1.6					
	2560	2800	3065	3310	3540					10
1880	2110	2305	2525	2730	2915					30
1760	1970	2155	2360	2550	2725					40
		2055	2295	2515	2725					50
	2960	3235	3545	3830	4095					10
2175	2440	2665	2920	3155	3370					30
2030	2280	2490	2730	2950	3150					40
		2375	2650	2910	3150					50
	2725	2980	3265	3525	3770					10
2005	2245	2455	2690	2905	3105					30
1870	2100	2295	2515	2715	2900					40
		2190	2445	2680	2900					50
	3150	3440	3770	4070	4355					10
2310	2595	2835	3105	3355	3585					30
2160	2425	2650	2905	3135	3350					40
		2530	2820	3095	3350					50
	3640	3980	4360	4710	5035					10
2670	3000	3280	3590	3880	4145					30
2500	2805	3065	3360	3625	3875					40
		2925	3265	3580	3875					50

Where W rims are shown, DW rims with equivalent flanges are permitted.

Above loads and pressures are for low torque applications. For ploughing and other sustained high-torque field applications only the load values corresponding to 30 km/h should be used.

RADIAL AGRICULTURAL

	R1085*	SW	OD	SLR	RC	Approved rim	Permissible rims
R24	250/85R24 109A8 106B R1085	240	1042	469	3149	W8	W7
	280/85R24 115A8 112B R1085	289	1089	494	3318	W10	W9
	320/85R24 122A8 119B R1085	313	1150	518	3475	DW11	W9 DW10 W10 W11
	340/85R24 125A8 122B R1085	354	1200	540	3626	DW12	DW11 W11 W12
	380/85R24 131A8 128B R1085	378	1245	560	3761	DW13	W11 DW11 W12 DW12 W13
	420/85R24 137A8 134B R1085	430	1320	594	3988	DW15L	W14L DW14L W15L
R28	280/85R28 118A8 115B R1085	282	1200	540	3627	W10	W9
	320/85R28 124A8 121B R1085	315	1250	563	3777	DW11	W9 DW10 W10 W11
	340/85R28 127A8 124B R1085	353	1295	583	3913	DW12	DW11 W11 W12

* Restricted distribution

Max. Load per Tyre - Pressure per Tyre										Speed (km/h)
0.6	0.8	1.0	1.2	1.4	1.6					
	970	1060	1160	1255	1340					10
650	750	835	930	1020	1105					30
630	730	815	895	965	1030					40
		720	800	880	950					50
	1145	1250	1370	1480	1580					10
760	880	985	1095	1200	1300					30
745	860	965	1055	1140	1215					40
		845	945	1035	1120					50
	1410	1545	1690	1825	1950					10
940	1085	1210	1350	1485	1605					30
920	1065	1190	1300	1405	1500					40
		1025	1145	1255	1360					50
	1550	1695	1860	2010	2145					10
1035	1195	1340	1490	1635	1770					30
1010	1170	1305	1430	1545	1650					40
		1135	1265	1385	1500					50
	1835	2005	2195	2375	2535					10
1225	1415	1580	1760	1930	2090					30
1195	1380	1545	1690	1825	1950					40
		1360	1515	1665	1800					50
	2165	2365	2590	2800	2990					10
1440	1660	1860	2070	2275	2460					30
1410	1630	1820	1995	2155	2300					40
		1600	1785	1960	2120					50
	1245	1360	1490	1605	1720					10
830	955	1070	1195	1310	1415					30
810	935	1045	1145	1235	1320					40
		920	1025	1125	1215					50
	1505	1645	1805	1950	2080					10
1005	1160	1295	1445	1585	1715					30
980	1135	1265	1390	1500	1600					40
		1095	1220	1340	1450					50
	1645	1800	1970	2130	2275					10
1100	1265	1415	1580	1735	1875					30
1075	1240	1385	1520	1640	1750					40
		1210	1350	1480	1600					50

Where W rims are shown, DW rims with equivalent flanges are permitted.

Above loads and pressures are for low torque applications. For ploughing and other sustained high-torque field applications only the load values corresponding to 30 km/h should be used.

RADIAL AGRICULTURAL

R1085*		SW	OD	SLR	RC	Approved rim	Permissible rims
R28	380/85R28 133A8 130B R1085	387	1340	603	4049	DW13	W11 DW11 W12 DW12 W13
	420/85R28 139A8 136B R1085	430	1420	639	4290	DW15L	W14L DW14L W15L
R30	420/85R30 140A8 137B R1085	449	1469	661	4439	DW15L	W14L DW14L W15L
R34	420/85R34 142A8 139B R1085	451	1565	707	4744	DW15L	W14L DW14L W15L
R38	340/85R38 133A8 130B R1085	335	1533	690	4631	DW12	DW11 W11 W12
	420/85R38 144A8 141B R1085	429	1670	752	5047	DW15L	W14L DW14L W15L
	460/85R38 149A8 146B R1085	465	1743	785	5267	DW16	W15L DW15L W16L
	520/85R38 155A8 152B R1085	525	1830	824	5530	DW18L	W16L DW16L W18L

* Restricted distribution

Max. Load per Tyre - Pressure per Tyre										Speed (km/h)
0.6	0.8	1.0	1.2	1.4	1.6					
	1940	2120	2325	2510	2680					10
1290	1490	1665	1855	2035	2205					30
	1460	1630	1785	1930	2060					40
		1435	1600	1755	1900					50
	2290	2500	2740	2960	3160					10
1520	1755	1965	2190	2400	2600					30
1490	1720	1925	2105	2275	2430					40
		1690	1885	2070	2240					50
2095	2350	2570	2815	3040	3250					10
1730	1940	2120	2325	2510	2680					30
1530	1770	1980	2165	2340	2500					40
		1780	1965	2140	2300					50
2225	2495	2730	2990	3230	3450					10
1835	2055	2250	2460	2660	2840					30
1625	1875	2095	2295	2480	2650					40
		1880	2075	2260	2430					50
1730	1940	2120	2320	2505	2680					10
1425	1595	1745	1910	2065	2205					30
1330	1490	1630	1785	1930	2060					40
		1505	1645	1780	1900					50
2345	2635	2880	3155	3405	3640					10
1935	2170	2375	2600	2810	3000					30
1715	1980	2215	2425	2620	2800					40
		1990	2200	2395	2575					50
2730	3060	3345	3665	3960	4230					10
2245	2520	2755	3015	3255	3480					30
1990	2300	2570	2815	3040	3250					40
		2320	2565	2790	3000					50
3250	3645	3985	4365	4715	5040					10
2675	3005	3285	3595	3885	4150					30
2375	2745	3065	3360	3625	3875					40
		2745	3035	3300	3550					50

Where W rims are shown, DW rims with equivalent flanges are permitted.

Above loads and pressures are for low torque applications. For ploughing and other sustained high-torque field applications only the load values corresponding to 30 km/h should be used.

RADIAL AGRICULTURAL

	R4000	SW	OD	SLR	RC	Approved rim	Permissible rims
R16	7.50 R16 102A8 99B R4000	202	798	359	2421	5.50	5.00F 6.00F
	280/70R16 112A8 109B R4000	276	813	366	2442	W9	W10 W8
R18	7.50 R18 104A8 101B R4000	212	865	390	2588	5.50F	5.00F 6.00F
	280/70R18 114A8 111B R4000	272	865	390	2622	W9	W10 W8
R20	280/70R20 116A8 113B R4000	273	913	411	2722	W9	W10 W8
	300/70R20 120A8 117B R4000	287	947	427	2847	W9	W10
	320/70R20 123A8 120B R4000	306	986	446	2948	W10	W9 W10

Max. Load per Tyre - Pressure per Tyre										Speed (km/h)
1.6	1.8	2.0	2.2	2.4	2.6	2.8	3.0	3.2		
795	855	910	965	1015	1065	1125	1180	1235		10
590	630	675	715	750	790	830	870	910		30
550	590	630	665	705	735	775	815	850		40
500	540	575	605	640	670	705	740	775		50
0.6	0.8	1.0	1.2	1.4	1.6	1.8	2.0	2.2	2.4	
765	860	940	1030	1110	1190	1275	1360	1435	1515	10
605	680	745	815	880	940	1010	1075	1140	1200	30
570	640	695	765	825	880	945	1005	1065	1120	40
515	580	635	695	750	800	860	915	970	1020	50
1.6	1.8	2.0	2.2	2.4	2.6	2.8	3.0	3.2		
845	905	965	1020	1075	1130	1190	1250	1305		10
625	670	715	755	795	835	880	920	965		30
585	625	665	705	745	780	820	860	900		40
530	570	605	645	675	710	750	785	820		50
0.6	0.8	1.0	1.2	1.4	1.6	1.8	2.0	2.2	2.4	
810	905	990	1085	1170	1250	1345	1430	1515	1595	10
640	715	785	860	930	990	1065	1135	1200	1265	30
600	670	735	805	865	925	995	1060	1120	1180	40
545	610	665	730	790	845	905	965	1020	1075	50
855	960	1050	1150	1240	1325	1420	1515	1605	1690	10
675	760	830	910	980	1050	1125	1200	1270	1340	30
635	710	775	850	920	980	1055	1120	1190	1250	40
575	645	705	775	835	895	960	1020	1080	1140	50
920	1035	1130	1240	1335	1430	1535	1635	1730	1820	10
760	850	930	1020	1100	1175	1260	1345	1425	1500	30
710	795	870	955	1030	1100	1180	1255	1330	1400	40
645	725	790	865	935	1000	1075	1145	1210	1275	50
1060	1185	1300	1420	1535	1640	1760	1875	1990	2095	10
840	945	1030	1130	1220	1305	1400	1490	1575	1660	30
785	880	965	1055	1140	1220	1305	1390	1475	1550	40
715	800	875	960	1035	1110	1190	1265	1340	1415	50

Where W rims are shown, DW rims with equivalent flanges are permitted.

Above loads and pressures are for low torque applications. For ploughing and other sustained high-torque field applications only the load values corresponding to 30 km/h should be used.

RADIAL AGRICULTURAL

R4000		SW	OD	SLR	RC	Approved rim	Permissible rims
R20	320/70R20 130A8 130B R4000 EXTRA LOAD	316	986	445	2978	W10	W9 W11
	360/70R20 129A8 126B R4000	360	1063	478	3191	W11	W10 W12

Max. Load per Tyre - Pressure per Tyre										Speed (km/h)
1.6	1.8	2.0	2.2	2.4	2.6	2.8	3.0	3.2		
1585	1700	1810	1920	2020	2140	2250	2365	2470		10
1305	1400	1490	1580	1665	1760	1855	1945	2035		30
1220	1310	1395	1475	1555	1645	1730	1820	1900		40
1220	1310	1395	1475	1555	1645	1730	1820	1900		50
0.6	0.8	1.0	1.2	1.4	1.6	1.8	2.0	2.2	2.4	
1265	1420	1550	1700	1835	1960	2105	2240	2370	2500	10
1000	1125	1230	1345	1455	1555	1665	1775	1880	1980	30
935	1050	1150	1260	1360	1455	1560	1660	1760	1850	40
850	955	1045	1145	1235	1320	1420	1510	1600	1685	50

Where W rims are shown, DW rims with equivalent flanges are permitted.

Above loads and pressures are for low torque applications. For ploughing and other sustained high-torque field applications only the load values corresponding to 30 km/h should be used.

RADIAL AGRICULTURAL

	R8000 SEVERE SERVICE	SW	OD	SLR	RC	Approved rim	Permissible rims
R34	460/85R34 (18.4 R34) 147A8 144B R8000SS	467	1635	736	4941	DW16L	DW15L W15L W16L
R38	460/85R38 (18.4 R38) 149A8 146B R8000SS	467	1750	793	5279	DW16L	DW15L W15L W16L
	520/85R38 (20.8 R38) 155A8 152B R8000SS	528	1810	821	5470	DW18L	DW16L W16L W18L

SS: SEVERE SERVICE

Max. Load per Tyre - Pressure per Tyre										Speed (km/h)
0.6	0.8	1.0	1.2	1.4	1.6					
2580	2895	3165	3465	3745	4000					10
2130	2390	2610	2860	3090	3300					30
1885	2175	2435	2665	2880	3075					40
		2165	2390	2605	2800					50
2730	3060	3345	3665	3960	4230					10
2245	2520	2755	3015	3255	3480					30
1990	2300	2570	2815	3040	3250					40
		2320	2565	2790	3000					50
3250	3645	3985	4365	4715	5040					10
2675	3005	3285	3595	3885	4150					30
2375	2745	3065	3360	3625	3875					40
		2745	3035	3300	3550					50

Where W rims are shown, DW rims with equivalent flanges are permitted.

Above loads and pressures are for low torque applications. For ploughing and other sustained high-torque field applications only the load values corresponding to 30 km/h should be used.

MAXI TRACTION
HARVEST
Firestone

CHARACTERISTICS BY TYRE-PATTERN

RADIAL AGRICULTURAL

Combine - Harvester

MAXI TRACTION HARVEST

- Designed for medium and high horsepower combines and harvesters.
- Excellent traction & self-cleaning due to patented Dual Angle Lug design
- Improved driving comfort, uniform tread wear and long tyre life thanks to lug overlap design and optimized number of lugs.

Customer Benefits

Tyre Development Features

NOTES

RADIAL AGRICULTURAL

	MAXI TRACTION HARVEST	SW	OD	SLR	RC	Approved rim	Permissible rims
R30	620/75 R30 169A8 169B TL MAXI TRACTION HARVEST	595	1660	748	4966	DW18L	DW20B
R32	650/75 R32 172A8 172B TL MAXI TRACTION HARVEST	630	1760	794	5271	DW20B	DW21B DW23B
	800/65 R32 178A8 178B TL MAXI TRACTION HARVEST	755	1835	828	5496	DW25B	DW27B DH27B
	900/60 R32 181A8 181B TL MAXI TRACTION HARVEST	850	1900	851	5655	DW27B	DW28B DW30B
R34	710/75 R34 178A8 178B TL MAXI TRACTION HARVEST	668	1890	843	5608	DW21B	DW23B

(*): Cyclic Application (see note)

Note: * Cyclic tyre bonus loads are permitted for traction wheels in cyclic loading operations involving minimal torque and wide fluctuation in weight carried.
* Vehicles must be unloaded before transport outside the field.
* Maximum load may not be carried for more than 1.5 km before unloading operation begins.
* Maximum load per tyre includes all possible field and vehicle/usage variations.
* For hillside operations over 11° (20%) slope, no cyclic bonus load is allowed.
* Basic inflation pressure must be increased as per tables.

Max. Load per Tyre - Pressure per Tyre													Speed (km/h)
0.8	1.0	1.2	1.4	1.6	1.8	2.0	2.4	2.8	3.2	3.4	3.6	4.0	
4240	4735	5220	5690	6165	6560	6940	7635	8240	8840	9090	9340	9860	10 CYCLIC*
3760	4250	4700	5115	5505	5875	6190	6785	7325	7830				10
2980	3370	3725	4055	4365	4655	4910	5375	5805	6210				30
2785	3150	3480	3790	4080	4350	4585	5025	5425	5800				40
2785	3150	3480	3790	4080	4350	4585	5025	5425	5800				50
4605	5145	5665	6180	6650	7105	7540	8295	8950	9565	9860	10160	10710	10 CYCLIC*
4085	4620	5105	5560	5980	6380	6725	7370	7960	8505				10
3240	3660	4045	4405	4740	5060	5330	5840	6310	6745				30
3025	3420	3780	4115	4430	4725	4985	5460	5895	6300				40
3025	3420	3780	4115	4430	4725	4985	5460	5895	6300				50
5485	6125	6765	7405	7920	8450	8975	9870	10650	11395	11740	12080	12750	10 CYCLIC*
4860	5495	6075	6615	7120	7595	8005	8770	9475	10125				10
3855	4360	4820	5245	5645	6020	6345	6950	7510	8025				30
3605	4075	4505	4900	5275	5630	5930	6500	7020	7500				40
3605	4075	4505	4900	5275	5630	5930	6500	7020	7500				50
6035	6735	7440	8095	8710	9290	9870	10855	11715	12535	12910	13285	14025	10 CYCLIC*
5350	6050	6685	7280	7830	8355	8810	9650	10420	11140				10
4240	4795	5300	5770	6210	6625	6980	7645	8260	8830				30
3965	4480	4950	5390	5800	6190	6525	7145	7720	8250				40
3965	4480	4950	5390	5800	6190	6525	7145	7720	8250				50
5485	6125	6765	7405	7920	8450	8975	9870	10650	11395	11740	12080	12750	10 CYCLIC*
4860	5495	6075	6615	7120	7595	8005	8770	9475	10125				10
3855	4360	4820	5245	5645	6020	6345	6950	7510	8025				30
3605	4075	4505	4900	5275	5630	5930	6500	7020	7500				40
3605	4075	4505	4900	5275	5630	5930	6500	7020	7500				50

Where W rims are shown, DW rims with equivalent flanges are permitted.

Above loads and pressures are for low torque applications. For ploughing and other sustained high-torque field applications only the load values corresponding to 30 km/h should be used.

PERFORMER 95
230/95

CHARACTERISTICS BY TYRE-PATTERN

RADIAL AGRICULTURAL

Row Crop

PERFORMER 85-90-95 ROW CROP

- Narrow tyre-design for sprayers and row crop equipment.
- High load capacity.
- Outstanding on-road performance.
- Excellent traction and self-cleaning.
- Long tyre-life.

Customer Benefits

Tyre Development Features

NOTES

RADIAL AGRICULTURAL

PERFORMER 85 - Row Crop		SW	OD	SLR	RC	Approved rim	Permissible rims
R48	340/85R48 151D 165A2 PERFORMER 85	342	1799	851	5531	DW12	DW11 W11 W12

PERFORMER 90 - Row Crop		SW	OD	SLR	RC	Approved rim	Permissible rims
R32	320/90R32 134D 148A2 PERFORMER 90	310	1390	657	4279	DW10	W9 W10 DW11 W11

PERFORMER 95 - Row Crop		SW	OD	SLR	RC	Approved rim	Permissible rims
R32	230/95R32 128D 143A2 PERFORMER 95	220	1254	592	3861	W8	W7
	270/95R32 136D 150A2 PERFORMER 95	267	1329	629	4092	W9	W8 DW10 W10

(*): Cyclic Application (see note)

Note: * Cyclic tyre bonus loads are permitted for traction wheels in cyclic loading operations involving minimal torque and wide fluctuation in weight carried.
* Vehicles must be unloaded before transport outside the field.
* Maximum load may not be carried for more than 1.5 km before unloading operation begins.
* Maximum load per tyre includes all possible field and vehicle/usage variations.
* For hillside operations over 11° (20%) slope, no cyclic bonus load is allowed.
* Basic inflation pressure must be increased as per tables.

Max. Load per Tyre - Pressure per Tyre												Speed (km/h)
1.2	1.6	2.0	2.4	2.8	3.6	4.0	4.5					
	3435	3825	4205	4535	5190	5495	5865					10 CYCLIC*
2905	3405	3765	4120	4485	5150							10
2310	2705	2990	3275	3565	4090							25
2240	2625	2900	3175	3460	3970							30
2135	2500	2760	3025	3290	3780							40
2045	2395	2650	2900	3160	3625							50
1945	2280	2520	2765	3005	3450							65

Max. Load per Tyre - Pressure per Tyre												Speed (km/h)
0.8	1.0	1.2	1.4	1.6	1.8	2.0	2.2	2.4	2.6	2.8	3.0	
	1930	2190	2440	2680	2855	3070	3180	3295	3405	3505	3605	10 CYCLIC*
1650	1930	2190	2440	2680	2810	2930	3045	3150				10
1315	1540	1750	1945	2140	2240	2335	2430	2515				25
1280	1495	1695	1890	2075	2175	2270	2355	2440				30
1220	1425	1615	1800	1975	2070	2160	2245	2325				40
1170	1365	1550	1725	1895	1985	2070	2150	2230				50
1110	1300	1475	1645	1805	1890	1970	2050	2120				65

Max. Load per Tyre - Pressure per Tyre												Speed (km/h)
1.6	2.0	2.4	2.8	3.2	3.6	4.0	4.5	5.0				
	1950	2090	2230	2385	2560	2725	2875	3060				10 CYCLIC*
1735	1895	2040	2200	2385	2560	2725						10
1355	1485	1595	1725	1865	2005	2135						25
1315	1440	1550	1675	1810	1945	2070						30
1255	1370	1475	1595	1725	1850	1975						40
1205	1315	1415	1530	1655	1775	1890						50
1145	1255	1350	1455	1575	1690	1800						65
	2480	2655	2835	3005	3200	3410	3610	3810				10 CYCLIC*
2180	2380	2560	2765	3000	3180	3350						10
1725	1885	2030	2195	2375	2520	2655						25
1675	1835	1970	2130	2305	2445	2580						30
1595	1745	1875	2025	2195	2330	2455						40
1530	1675	1800	1945	2105	2235	2355						50
1460	1595	1715	1850	2005	2125	2240						65

Where W rims are shown, DW rims with equivalent flanges are permitted.

Above loads and pressures are for low torque applications. For ploughing and other sustained high-torque field applications only the load values corresponding to 30 km/h should be used.

RADIAL AGRICULTURAL

	PERFORMER 95 - Row Crop	SW	OD	SLR	RC	Approved rim	Permissible rims
R36	230/95R36 130D 145A2 PERFORMER 95	239	1351	639	4159	W8	W7
	270/95R36 139D 153A2 PERFORMER 95	270	1431	676	4406	W9	W8 DW10 W10
R38	270/95R38 140D 154A2 PERFORMER 95	275	1478	700	4550	W9	W8 DW10 W10
R42	300/95R42 147D 161A2 PERFORMER 95	303	1637	774	5040	W10	W9 DW10 DW11 W11
R44	230/95R44 134D 148A2 PERFORMER 95	233	1558	737	4797	W8	W7

(*): Cyclic Application (see note)

Note: * Cyclic tyre bonus loads are permitted for traction wheels in cyclic loading operations involving minimal torque and wide fluctuation in weight carried.
* Vehicles must be unloaded before transport outside the field.
* Maximum load may not be carried for more than 1.5 km before unloading operation begins.
* Maximum load per tyre includes all possible field and vehicle/usage variations.
* For hillside operations over 11° (20%) slope, no cyclic bonus load is allowed.
* Basic inflation pressure must be increased as per tables.

Max. Load per Tyre - Pressure per Tyre												Speed (km/h)
1.6	2.0	2.4	2.8	3.2	3.6	4.0	4.5	5.0				
	2060	2220	2395	2595	2755	2900	3065	3230				10 CYCLIC*
1850	2025	2220	2395	2595	2755	2900						10
1440	1575	1725	1860	2015	2140	2255						25
1395	1525	1670	1805	1955	2075	2185						30
1330	1455	1595	1720	1865	1975	2085						40
1275	1395	1530	1650	1785	1895	1995						50
1215	1325	1455	1570	1700	1805	1900						65
	2625	2810	2990	3195	3430	3650	3875	4135				10 CYCLIC*
2315	2535	2725	2990	3195	3430	3650						10
1830	2000	2150	2360	2520	2705	2880						25
1775	1940	2085	2290	2445	2625	2795						30
1690	1850	1990	2180	2330	2500	2665						40
1620	1770	1905	2090	2235	2400	2555						50
1545	1685	1815	1990	2125	2285	2430						65
	2715	2905	3105	3315	3560	3770	4015	4250				10 CYCLIC*
2390	2615	2815	3060	3315	3560	3750						10
1890	2065	2225	2420	2620	2815	2965						25
1835	2005	2155	2345	2545	2730	2875						30
1745	1910	2055	2235	2420	2600	2740						40
	1830	1970	2145	2320	2490	2625						50
1595	1745	1875	2040	2210	2375	2500						65
	3300	3560	3830	4095	4365	4625	4930	5230				10 CYCLIC*
2910	3220	3495	3805	4095	4365	4625						10
2295	2535	2755	2995	3225	3440	3645						25
2230	2465	2675	2910	3130	3340	3540						30
2120	2345	2545	2770	2980	3180	3370						40
2035	2250	2440	2655	2860	3050	3230						50
1935	2140	2325	2530	2720	2905	3075						65
	2310	2475	2650	2820	3030	3225	3420	3605				10 CYCLIC*
2015	2205	2370	2600	2820	2990	3150						10
1610	1760	1895	2075	2250	2385	2515						25
1560	1710	1835	2015	2185	2315	2440						30
1485	1625	1750	1920	2080	2205	2325						40
1425	1560	1680	1840	1995	2115	2230						50
1360	1485	1595	1750	1900	2015	2120						65

Where W rims are shown, DW rims with equivalent flanges are permitted.

Above loads and pressures are for low torque applications. For ploughing and other sustained high-torque field applications only the load values corresponding to 30 km/h should be used.

RADIAL AGRICULTURAL

	PERFORMER 95 - Row Crop	SW	OD	SLR	RC	Approved rim	Permissible rims
R44	270/95R44 142D 156A2 PERFORMER 95	266	1636	774	5037	W9	W8 DW10 W10
R46	300/95R46 148D 162A2 PERFORMER 95	313	1737	822	5348	DW10	W9 W10 DW11 W11
R48	230/95R48 136D 150A2 PERFORMER 95	299	1664	787	5123	W8	W7
	270/95R48 144D 158A2 PERFORMER 95	270	1736	820	5345	W9	W8 W10
R52	300/95R52 151D 165A2 PERFORMER 95	301	1893	894	5828	DW10	W9 W10 DW11 W11

(*): Cyclic Application (see note)

Note: * Cyclic tyre bonus loads are permitted for traction wheels in cyclic loading operations involving minimal torque and wide fluctuation in weight carried.
* Vehicles must be unloaded before transport outside the field.
* Maximum load may not be carried for more than 1.5 km before unloading operation begins.
* Maximum load per tyre includes all possible field and vehicle/usage variations.
* For hillside operations over 11° (20%) slope, no cyclic bonus load is allowed.
* Basic inflation pressure must be increased as per tables.

Max. Load per Tyre - Pressure per Tyre												Speed (km/h)
1.6	2.0	2.4	2.8	3.2	3.6	4.0	4.5	5.0				
	2885	3085	3300	3570	3880	4055	4300	4505				10 CYCLIC*
2555	2795	3005	3295	3570	3880	4000						10
2005	2195	2360	2585	2805	3045	3140						25
1945	2130	2290	2510	2720	2955	3050						30
1855	2030	2180	2390	2590	2815	2905						40
1780	1945	2090	2295	2485	2700	2785						50
1695	1850	1990	2185	2365	2570	2650						65
	3420	3715	4010	4290	4550	4795	5075	5355				10 CYCLIC*
3065	3390	3680	3975	4250	4510	4750						10
2410	2665	2890	3125	3340	3545	3735						25
2340	2585	2810	3035	3240	3440	3625						30
2230	2465	2675	2890	3085	3275	3450						40
2135	2365	2565	2770	2960	3140	3310						50
2035	2250	2440	2635	2820	2990	3150						65
	2465	2635	2815	3000	3200	3410	3610	3810				10 CYCLIC*
2160	2365	2540	2765	3000	3180	3350						10
1715	1875	2015	2195	2375	2520	2655						25
1665	1820	1955	2130	2305	2445	2580						30
1585	1730	1860	2025	2195	2330	2455						40
1520	1660	1785	1945	2105	2235	2355						50
1445	1580	1700	1850	2005	2125	2240						65
	3055	3270	3510	3805	4035	4260	4515	4760				10 CYCLIC*
2720	2975	3200	3510	3805	4035	4250						10
2125	2325	2500	2740	2970	3150	3320						25
2065	2255	2425	2660	2880	3055	3220						30
1965	2150	2310	2535	2745	2910	3070						40
1885	2060	2215	2430	2630	2790	2940						50
1795	1960	2110	2315	2505	2660	2800						65
	3735	4000	4270	4530	4835	5150	5505	5865				10 CYCLIC*
3275	3580	3850	4160	4505	4835	5150						10
2600	2845	3060	3305	3580	3840	4090						25
2525	2760	2970	3205	3475	3725	3970						30
2405	2630	2825	3055	3305	3550	3780						40
	2520	2710	2925	3170	3405	3625						50
2195	2400	2580	2790	3020	3240	3450						65

Where W rims are shown, DW rims with equivalent flanges are permitted.

Above loads and pressures are for low torque applications. For ploughing and other sustained high-torque field applications only the load values corresponding to 30 km/h should be used.

RADIAL AGRICULTURAL

PERFORMER 95 - Row Crop		SW	OD	SLR	RC	Approved rim	Permissible rims
R54	270/95 R54 PERF95 146D/160A2 TL	264	1884	891	5802	W9	W8 DW10 W10

(*): Cyclic Application (see note)

Note: * Cyclic tyre bonus loads are permitted for traction wheels in cyclic loading operations involving minimal torque and wide fluctuation in weight carried.
* Vehicles must be unloaded before transport outside the field.
* Maximum load may not be carried for more than 1.5 km before unloading operation begins.
* Maximum load per tyre includes all possible field and vehicle/usage variations.
* For hillside operations over 11° (20%) slope, no cyclic bonus load is allowed.
* Basic inflation pressure must be increased as per tables.

Max. Load per Tyre - Pressure per Tyre												Speed (km/h)
1.6	2.0	2.4	2.8	3.2	3.6	4.0	4.5	5.0				
	3335	3530	3755	3980	4205	4495	4790	5100				10 CYCLIC*
2930	3180	3365	3755	3980	4205	4500						10
2315	2515	2660	2970	3145	3320	3555						25
2245	2440	2580	2880	3050	3225	3450						30
2140	2325	2460	2745	2905	3070	3285						40
2055	2230	2360	2630	2785	2945	3150						50
1955	2120	2245	2505	2650	2805	3000						65

UTILITY
DURAFORCE

CHARACTERISTICS BY TYRE-PATTERN

RADIAL INDUSTRIAL

Backhoe-loader / Telehandler

Duraforce-Utility

- For backhoe loaders, small wheeled loaders and telehandlers.
- Excellent lateral stability.
- Cut and puncture resistance.
- Excellent grip on hard surfaces.
- Uniform tread wear and long life.

Customer Benefits

R8000-Utility

- For mixed agricultural and industrial applications.
- Excellent lateral stability and safety.
- Cut & puncture resistant.
- Reliable grip on hard surfaces.

Customer Benefits

NOTES

RADIAL AGRICULTURAL

	DURAFORCE-UTILITY	SW	OD	SLR	RC	Approved rim	Permissible rims
R18	340/80R18 IND 143A8 DURAFORCE-UTILITY	343	1008	452	3037	11	12 W10 W11
	405/70R18 141B 153A2 DURAFORCE-UTILITY	407	1025	460	3090	13	12 13.00
R20	335/80R20 136B 147A2 DURAFORCE-UTILITY	339	1044	469	3146	11	12 W10 W11
	365/80R20 141B 153A2 DURAFORCE-UTILITY	360	1092	490	3285	11	12
	400/70R20 IND 149A8 DURAFORCE-UTILITY	404	1068	480	3227	13	12 14 W14L

(*) Cyclic Application (One way distance of 600 metres)

Max. Load per Tyre - Pressure per Tyre											Speed (km/h)
1.5	1.75	2.0	2.25	2.5	2.75	3.0	3.3	3.5	3.75	4.0	
3085	3385	3685	4000	4310	4650	4985	5310	5635	5955	6270	0
2015	2205	2405	2610	2810	3030	3250	3465	3675	3885	4090	10*
1675	1840	2000	2175	2340	2525	2710	2885	3065	3235	3410	10
1395	1530	1665	1810	1945	2100	2255	2400	2550	2695	2835	30
1340	1470	1600	1740	1870	2020	2165	2310	2450	2590	2725	40
1220	1340	1460	1585	1705	1840	1970	2100	2230	2355	2480	50
1.25	1.5	1.8	2.0	2.25	2.5	2.75	3.0	3.3	3.5	3.75	
2545	2890	3220	3535	3835	4130	4460	4780	5135	5490	5840	0
1590	1805	2010	2210	2400	2585	2785	2990	3210	3430	3650	10*
1445	1645	1825	2010	2185	2345	2535	2715	2920	3120	3320	10
1190	1350	1505	1655	1795	1930	2085	2235	2400	2570	2730	30
1155	1315	1460	1605	1745	1875	2025	2170	2335	2495	2655	40
1125	1275	1420	1560	1695	1825	1965	2110	2265	2420	2575	50
2145	2435	2710	2975	3235	3480	3755	4025	4330	4625	4920	0
1340	1525	1695	1860	2020	2175	2350	2520	2705	2890	3075	10*
1260	1435	1595	1745	1894	2045	2200	2365	2540	2715	2890	10
1035	1175	1310	1440	1560	1680	1815	1945	2090	2235	2375	30
1005	1145	1275	1395	1515	1635	1760	1890	2030	2170	2310	40
975	1110	1235	1355	1475	1585	1710	1835	1970	2105	2240	50
2545	2890	3220	3535	3835	4130	4460	4780	5135	5490	5840	0
1590	1805	2010	2210	2400	2585	2785	2990	3210	3430	3650	10*
1445	1645	1825	2010	2185	2345	2535	2715	2920	3120	3320	10
1190	1350	1505	1655	1795	1930	2085	2235	2400	2570	2730	30
1155	1315	1460	1605	1745	1875	2025	2170	2335	2495	2655	40
1125	1275	1420	1560	1695	1825	1965	2110	2265	2420	2575	50
1.5	1.75	2.0	2.25	2.5	2.75	3.0	3.3	3.5	3.75	4.0	
3490	3885	4265	4635	4990	5385	5770	6200	6630	7055	7475	0
2275	2535	2785	3025	3255	3510	3765	4045	4325	4600	4875	10*
1895	2115	2320	2520	2710	2925	3140	3370	3605	3835	4065	10
1580	1760	1930	2095	2255	2435	2610	2805	3000	3190	3380	30
1520	1690	1855	2015	2170	2340	2510	2700	2885	3070	3250	40
1380	1540	1690	1835	1975	2130	2285	2455	2625	2795	2960	50

Where W rims are shown, DW rims with equivalent flanges are permitted.

Above loads and pressures are for low torque applications. For ploughing and other sustained high-torque field applications only the load values corresponding to 30 km/h should be used.

RADIAL AGRICULTURAL

	DURAFORCE-UTILITY	SW	OD	SLR	RC	Approved rim	Permissible rims
R24	460/70R24 159A8 TL DURAFORCE UTILITY	458	1245	560	3762	W15L	W14L DW14L DW15L
	500/70R24 IND 164A8 164B DURAFORCE-UTILITY	520	1329	598	4012	DW16L	DW15L
R26	480/80R26 IND 160A8 DURAFORCE-UTILITY	479	1428	642	4307	W15L	W16L
R28	440/80R28 IND 156A8 DURAFORCE-UTILITY	441	1420	637	4291	W14L	W15L

(*) Cyclic Application (One way distance of 600 metres)

Max. Load per Tyre - Pressure per Tyre											Speed (km/h)
1.5	1.75	2.0	2.25	2.5	2.75	3.0	3.3	3.5	3.75	4.0	
4970	5455	5910	6420	6910	7460	7995	8525	9045	9560	10065	0
3245	3560	3855	4185	4505	4865	5215	5560	5900	6235	6565	10*
2705	2965	3215	3490	3755	4055	4345	4635	4915	5195	5470	10
2250	2470	2675	2905	3125	3375	3615	3855	4090	4325	4550	30
2165	2375	2570	2790	3005	3245	3480	3710	3935	4155	4375	40
1970	2160	2340	2540	2735	2950	3165	3375	3580	3785	3985	50
5610	6155	6755	7335	7900	8525	9140	9740	10335	10925	11500	0
3660	4015	4405	4785	5150	5560	5960	6355	6745	7125	7500	10*
3050	3345	3675	3990	4295	4635	4965	5295	5620	5935	6250	10
2535	2785	3055	3320	3570	3855	4135	4405	4675	4940	5200	30
2440	2675	2940	3190	3435	3705	3975	4235	4495	4750	5000	40
2440	2675	2940	3190	3435	3705	3975	4235	4495	4750	5000	50
1.2	1.4	1.6	1.8	2.0	2.2	2.4	2.6	2.8	3.0	3.2	
5345	5860	6350	6815	7295	7800	8290	8765	9305	9830	10350	0
3485	3825	4145	4445	4760	5090	5405	5720	6070	6410	6750	10*
2905	3185	3450	3705	3965	4240	4505	4765	5055	5345	5625	10
2415	2650	2870	3080	3300	3530	3750	3965	4205	4445	4680	30
2325	2550	2760	2965	3175	3395	3605	3815	4045	4275	4500	40
2115	2320	2515	2695	2890	3085	3280	3470	3680	3890	4095	50
4725	5185	5615	6025	6485	6935	7370	7795	8270	8740	9200	0
3080	3380	3660	3930	4230	4520	4805	5085	5395	5700	6000	10*
2570	2815	3050	3275	3525	3770	4005	4235	4495	4750	5000	10
2140	2345	2540	2725	2935	3135	3335	3525	3740	3955	4160	30
2055	2255	2445	2620	2820	3015	3205	3390	3595	3800	4000	40
1870	2055	2225	2385	2570	2745	2915	3085	3275	3460	3640	50

Where W rims are shown, DW rims with equivalent flanges are permitted.

Above loads and pressures are for low torque applications. For ploughing and other sustained high-torque field applications only the load values corresponding to 30 km/h should be used.

RADIAL AGRICULTURAL

	R8000 UTILITY	SW	OD	SLR	RC	Approved rim	Permissible rims
R18	340/80R18 136A8 TL R8000 UTILITY	343	1005	452	3037	11	W10 W11
R20	400/70R20 149A8 TL R8000 UTILITY	400	1068	480	3227	13	14
R24	400/70R24 158A8 TL R8000 UTILITY	405	1180	531	3566	13	W12 W13 W14L
	400/80R24 IND 156A8 TL R8000 UTILITY	404	1275	572	3837	W13	13 W14L

(*) Cyclic Application (One way distance of 600 metres)

BACKHOE-LOADER/TELEHANDLER

Max. Load per Tyre - Pressure per Tyre											Speed (km/h)
1.2	1.4	1.6	1.8	2.0	2.2	2.4	2.6	2.8	3.0	3.2	
2720	2985	3230	3470	3695	3910	4160	440	4630	4895	5155	0
1775	1945	2110	2265	2410	2555	2715	2870	3020	3195	3360	10*
1480	1625	1760	1885	2010	2130	2260	2390	2520	2660	2800	10
1230	1350	1465	1570	1670	1770	1880	1990	2095	2215	2330	30
1185	1300	1405	1510	1610	1700	1810	1915	2015	2130	2240	40
1075	1180	1280	1375	1465	1550	1645	1740	1835	1940	2040	50
1.5	1.75	2.0	2.25	2.5	2.75	3.0	3.3	3.5	3.75	4.0	
3490	3885	4265	4635	4990	5385	5770	6200	6630	7055	7475	0
2275	2535	2785	3025	3255	3510	3765	4045	4325	4600	4875	10*
1895	2115	2320	2520	2710	2925	3140	3370	3605	3835	4065	10
1580	1760	1930	2095	2255	2435	2610	2805	3000	3190	3380	30
1520	1690	1855	2015	2170	2340	2510	2700	2885	3070	3250	40
1380	1540	1690	1835	1975	2130	2285	2455	2625	2795	2960	50
2.5	2.75	3.0	3.25	3.5	3.75	4.0	4.3	4.5	4.75	5.0	
5490	5925	6355	6775	7190	7595	8000	8445	8890	9335	9775	0
3585	3865	5145	4420	4690	4955	5215	5510	5800	6090	6375	10*
2985	3220	3455	3680	3905	4130	4345	4590	4835	5075	5315	10
2485	2680	2875	3065	3255	3435	3620	3820	4025	4225	4420	30
2390	2580	2765	2950	3130	3305	3480	3675	3870	4060	4250	40
2175	2345	2515	2680	2845	3010	3165	3345	3520	3695	3870	50
1.5	1.75	2.0	2.25	2.5	2.75	3.0	3.3	3.5	3.75	4.0	
3740	4105	4505	4890	5265	5630	6035	6435	6830	7215	7600	0
2950	3240	3555	3860	4155	4445	4765	5080	5390	5695	6000	10*
2460	2700	2960	3215	3465	3700	3970	4230	4490	4745	5000	10
2045	2245	2465	2675	2880	3080	3305	3520	3735	3950	4160	30
1965	2160	2370	2575	2770	2960	3175	3385	3595	3795	4000	40
1790	1965	2155	2345	2520	2695	2890	3080	3270	3455	3640	50

Where W rims are shown, DW rims with equivalent flanges are permitted.

Above loads and pressures are for low torque applications. For ploughing and other sustained high-torque field applications only the load values corresponding to 30 km/h should be used.

RADIAL AGRICULTURAL

	R8000 UTILITY	SW	OD	SLR	RC	Approved rim	Permissible rims
R24	460/70R24 159A8 159B TL R8000 UTILITY	486	1274	573	3850	W15L	W14L DW14L DW15L
R28	440/80R28 156A8 TL R8000 UTILITY	460	1420	639	4291	W14L	W15L

(*) Cyclic Application (One way distance of 600 metres)

Max. Load per Tyre - Pressure per Tyre											Speed (km/h)
1.5	1.75	2.0	2.25	2.5	2.75	3.0	3.3	3.5	3.75	4.0	
4910	5385	5910	6420	6910	7460	7995	8525	9045	9560	10065	0
3200	3510	3855	4185	4505	4855	5215	5560	5900	6235	6565	10*
2670	2925	3215	3490	3755	4055	4345	4635	4915	5195	5470	10
2220	2435	2675	2905	3125	3375	3615	3615	4090	4325	4550	30
2135	2340	2570	2790	3005	3245	3480	3480	3935	4155	4375	40
2135	2340	2570	2790	3005	3245	3480	3480	3935	4155	4375	50
2.5	2.75	3.0	3.25	3.5	3.75	4.0	4.3	4.5	4.75	5.0	
4725	5185	5615	6025	6485	6935	7370	7795	8270	8740	9500	0
3080	3380	3660	3930	4230	4520	4805	5085	5395	5700	6000	10*
2570	2815	3050	3275	3525	3770	4005	4235	4495	4750	5000	10
2140	2345	2540	2725	2935	3135	3335	3525	3740	3955	4160	30
2055	2255	2445	2620	2820	3015	3205	3390	3595	3800	4000	40
1870	2055	2225	2385	2570	2745	2915	3085	3275	3460	3640	50

Where W rims are shown, DW rims with equivalent flanges are permitted.

Above loads and pressures are for low torque applications. For ploughing and other sustained high-torque field applications only the load values corresponding to 30 km/h should be used.

Firestone

You never farm alone

2. PHASE OUT

CHARACTERISTICS BY TYRE-PATTERN

RADIAL AGRICULTURAL

Tractor

PERFORMER 65

- For medium horsepower tractors.
- Upgraded load- and speed indexes.
- Excellent traction, self-cleaning and driving comfort.
- Several sizes available with Extra Load capacity.

Customer Benefits

Tyre Development Features

NOTES

RADIAL AGRICULTURAL

	PERFORMER 65	SW	OD	SLR	RC	Approved rim	Permissible rims
R24	440/65R24 128D 125E PERFORMER 65	438	1206	539	3571	W14L DW14L	W13 DW13 W15L DW15L
	480/65R24 133D 130E PERFORMER 65	484	1250	560	3713	W15L DW15L	W14L DW14L
	540/65R24 140D 137E PERFORMER 65	533	1321	592	3920	W16L DW16L	W18L DW18L
R28	440/65R28 131D 128E PERFORMER 65	440	1300	582	3868	W14L DW14L	W13 DW13 W15L DW15L
	480/65R28 136D 133E PERFORMER 65	484	1357	612	4076	W15L DW15L	W14L DW14L
	540/65R28 142D 139E PERFORMER 65	536	1440	645	4266	W16L DW16L	W18L DW18L

Max. Load per Tyre - Pressure per Tyre										Speed (km/h)
0.6	0.8	1.0	1.2	1.4	1.6					
1400	1640	1850	2045	2245	2430					10
1190	1395	1580	1745	1915	2070					30
1135	1330	1500	1660	1820	1975					40
1090	1275	1440	1590	1745	1890					50
	1215	1370	1515	1665	1800					65
	1115	1260	1390	1525	1650					70
1600	1875	2120	2340	2570	2785					10
1365	1600	1805	1995	2190	2370					30
1300	1520	1720	1900	2085	2260					40
1245	1460	1650	1820	2000	2165					50
	1390	1570	1735	1905	2060					65
	1280	1450	1600	1755	1900					70
1940	2275	2570	2840	3115	3375					10
1655	1940	2190	2420	2655	2875					30
1575	1845	2085	2305	2530	2740					40
1510	1770	2000	2210	2425	2625					50
	1685	1905	2105	2310	2500					65
	1550	1750	1935	2125	2300					70
1515	1775	2005	2215	2430	2635					10
1290	1510	1710	1890	2070	2245					30
1230	1440	1630	1800	1975	2135					40
1180	1380	1560	1725	1890	2050					50
	1315	1485	1645	1800	1950					65
	1215	1370	1515	1665	1800					70
1740	2035	2305	2545	2795	3025					10
1485	1735	1965	2170	2380	2580					30
1410	1655	1870	2065	2265	2455					40
1355	1585	1790	1980	2175	2355					50
	1510	1705	1885	2070	2240					65
	1390	1570	1735	1905	2060					70
2060	2410	2725	3015	3305	3580					10
1755	2055	2320	2565	2815	3050					30
1670	1955	2210	2445	2680	2905					40
1600	1875	2120	2345	2570	2785					50
	1785	2020	2230	2450	2650					65
	1640	1850	2045	2245	2430					70

Where W rims are shown, DW rims with equivalent flanges are permitted.

Above loads and pressures are for low torque applications. For ploughing and other sustained high-torque field applications only the load values corresponding to 30 km/h should be used.

RADIAL AGRICULTURAL

	PERFORMER 65	SW	OD	SLR	RC	Approved rim	Permissible rims
R30	540/65R30 143D 140E PERFORMER 65	532	1496	671	4467	W16L DW16L	W18L DW18L
	540/65R30 150D 147E PERFORMER 65 EXTRA LOAD	525	1473	661	4401	W16L DW16L	W18L DW18L
R34	540/65R34 145D 142E PERFORMER 65	528	1605	720	4791	W16L DW16L	W18L DW18L
	540/65R34 152D 149E PERFORMER 65 EXTRA LOAD	539	1602	717	4777	W16L DW16L	W18L DW18L
	600/65R34 151D 148E PERFORMER 65	591	1656	740	4907	W18L DW18L	DW20B

Max. Load per Tyre - Pressure per Tyre										Speed (km/h)
0.6	0.8	1.0	1.2	1.4	1.6	1.8	2.0	2.5	2.4	
2115	2480	2805	3100	3400	3680					10
1805	2110	2385	2640	2895	3135					30
1715	2010	2275	2515	2755	2985					40
1645	1930	2180	2410	2645	2865					50
	1835	2075	2295	2515	2725					65
	1685	1905	2105	2310	2500					70
2430	2845	3215	3555	3840	4105	4355	4590	4815	5025	10
1865	2180	2465	2725	2945	3150	3340	3520	3690	3855	30
1775	2075	2350	2595	2805	2995	3180	3350	3515	3670	40
1700	1995	2255	2490	2690	2875	3050	3215	3370	3520	50
	1895	2145	2370	2560	2735	2905	3060	3210	3350	65
	1740	1970	2175	2350	2515	2665	2810	2945	3075	70
2285	2675	3025	3345	3640	3915					10
1945	2280	2575	2850	3100	3335					30
1855	2170	2455	2715	2955	3180					40
1775	2080	2355	2600	2830	3045					50
	1985	2240	2480	2695	2900					65
	1810	2050	2265	2465	2650					70
2575	3015	3410	3765	4070	4350	4615	4865	5100	5325	10
1975	2310	2615	2890	3120	3335	3540	3730	3910	4085	30
1880	2200	2490	2750	2970	3175	3370	3550	3725	3890	40
1800	2110	2385	2635	2850	3045	3230	3405	3570	3730	50
	2010	2275	2515	2715	2900	3075	3245	3400	3550	65
	1840	2080	2300	2485	2655	2815	2970	3115	3250	70
2680	3140	3545	3920	4300	4660					10
2280	2675	3020	3340	3665	3970					30
2175	2545	2880	3180	3490	3780					40
2085	2440	2760	3050	3345	3625					50
	2325	2630	2905	3185	3450					65
	2120	2400	2650	2910	3150					70

Where W rims are shown, DW rims with equivalent flanges are permitted.

Above loads and pressures are for low torque applications. For ploughing and other sustained high-torque field applications only the load values corresponding to 30 km/h should be used.

RADIAL AGRICULTURAL

	PERFORMER 65	SW	OD	SLR	RC	Approved rim	Permissible rims
R38	540/65R38 147D 144E PERFORMER 65	528	1707	763	5063	W16L DW16L	W18L DW18L
	600/65R38 153D 150E PERFORMER 65	590	1780	788	5226	W18L DW18L	DW20B
	650/65R38 157D 154E PERFORMER 65	640	1850	828	5480	DW20B	-
	650/65R38 163D 163E PERFORMER 65 EXTRA LOAD	651	1853	830	5492	DW20B	-
R42	650/65R42 158D 155E PERFORMER 65	655	1969	879	5860	DW20B	-

Max. Load per Tyre - Pressure per Tyre										Speed (km/h)
0.6	0.8	1.0	1.2	1.4	1.6	1.8	2.0	2.5	2.4	
2390	2795	3160	3495	3835	4155					10
2035	2385	2695	2980	3265	3540					30
1935	2270	2565	2835	3110	3370					40
1860	2175	2460	2720	2980	3230					50
	2070	2340	2590	2840	3075					65
	1885	2135	2360	2585	2800					70
2835	3320	3755	4150	4550	4930					10
2415	2830	3200	3535	3875	4200					30
2300	2695	3045	3365	3690	4000					40
2205	2580	2920	3225	3540	3835					50
	2460	2780	3075	3370	3650					65
	2255	2550	2820	3095	3350					70
3200	3750	4240	4690	5140	5570					10
2730	3195	3615	3995	4380	4745					30
2600	3045	3440	3805	4170	4520					40
2490	2920	3300	3645	4000	4335					50
	2780	3140	3475	3810	4125					65
	2525	2855	3155	3465	3750					70
3455	4105	4690	5235	5740	6220	6520	6800	7065	7315	10
2650	3145	3595	4010	4400	4770	5000	5215	5415	5610	30
2520	2995	3425	3820	4190	4540	4760	4965	5155	5340	40
2420	2875	3285	3665	4020	4355	4565	4760	4945	5120	50
	2735	3130	3490	3830	4145	4345	4535	4710	4875	65
	2735	3130	3490	3830	4145	4345	4535	4710	4875	70
3300	3865	4370	4830	5300	5740					10
2810	3295	3725	4115	4515	4890					30
2675	3135	3545	3920	4300	4655					40
2565	3005	3400	3755	4120	4465					50
	2865	3235	3580	3925	4250					65
	2610	2950	3265	3580	3875					70

Where W rims are shown, DW rims with equivalent flanges are permitted.

Above loads and pressures are for low torque applications. For ploughing and other sustained high-torque field applications only the load values corresponding to 30 km/h should be used.

CHARACTERISTICS BY TYRE-PATTERN

RADIAL AGRICULTURAL

Combine – Harvester

MAXI TRACTION

- Designed for high horsepower combines and harvesters.
- Upgraded load indexes.
- Excellent traction, self-cleaning and driving comfort.
- Long tyre life and uniform tread wear.

Customer Benefits

Tyre Development Features

NOTES

RADIAL AGRICULTURAL

	MAXI TRACTION	SW	OD	SLR	RC	Approved rim	Permissible rims
R30	620/75R30 168A8 168B MAXI TRACTION	653	1705	766	5095	DW20B	-
R32	650/75R32 172A8 172B MAXI TRACTION	681	1801	810	5389	DW21B	DW20B DW23B
	800/65R32 178A8 178B MAXI TRACTION	824	1854	834	5548	DW27B	DW25B
	900/60R32 181A8 181B MAXI TRACTION	902	1910	854	5683	DW28B	DW27B DW30B
R34	710/75R34 178A8 178B MAXI TRACTION	740	1934	862	5735	DW23B	DW21B

(*): Cyclic Application (see note)

Note: * Cyclic tyre bonus loads are permitted for traction wheels in cyclic loading operations involving minimal torque and wide fluctuation in weight carried.
* Vehicles must be unloaded before transport outside the field.
* Maximum load may not be carried for more than 1.5 km before unloading operation begins.
* Maximum load per tyre includes all possible field and vehicle/usage variations.
* For hillside operations over 11° (20%) slope, no cyclic bonus load is allowed.
* Basic inflation pressure must be increased as per tables.

Max. Load per Tyre - Pressure per Tyre													Speed (km/h)
0.8	1.0	1.2	1.4	1.6	1.8	2.0	2.4	2.8	3.2	3.4	3.6	4.0	
4095	4575	5040	5495	5955	6335	6700	7370	7955	8535	8780	9020	9520	10*
3630	4105	4540	4940	5315	5670	5980	6550	7075	7560				10
2880	3255	3600	3915	4215	4495	4740	5190	5605	5995				30
2690	3040	3365	3660	3940	4200	4430	4850	5240	5600				40
2690	3040	3365	3660	3940	4200	4430	4850	5240	5600				50
4605	5145	5665	6180	6650	7105	7540	8295	8950	9565	9860	10160	10710	10*
4085	4620	5105	5560	5980	6380	6725	7370	7960	8505				10
3240	3660	4045	4405	4740	5060	5330	5840	6310	6745				30
3025	3420	3780	4115	4430	4725	4985	5460	5895	6300				40
3025	3420	3780	4115	4430	4725	4985	5460	5895	6300				50
5485	6125	6765	7405	7920	8450	8975	9870	10650	11395	11740	12080	12750	10*
4860	5495	6075	6615	7120	7595	8005	8770	9475	10125				10
3855	4360	4820	5245	5645	6020	6345	6950	7510	8025				30
3605	4075	4505	4900	5275	5630	5930	6500	7020	7500				40
3605	4075	4505	4900	5275	5630	5930	6500	7020	7500				50
6035	6735	7440	8095	8710	9290	9870	10855	11715	12535	12910	13285	14025	10*
5350	6050	6685	7280	7830	8355	8810	9650	10420	11140				10
4240	4795	5300	5770	6210	6625	6980	7645	8260	8830				30
3965	4480	4950	5390	5800	6190	6525	7145	7720	8250				40
3965	4480	4950	5390	5800	6190	6525	7145	7720	8250				50
5485	6125	6765	7405	7920	8450	8975	9870	10650	11395	11740	12080	12750	10*
4860	5495	6075	6615	7120	7595	8005	8770	9475	10125				10
3855	4360	4820	5245	5645	6020	6345	6950	7510	8025				30
3605	4075	4505	4900	5275	5630	5930	6500	7020	7500				40
3605	4075	4505	4900	5275	5630	5930	6500	7020	7500				50

Where W rims are shown, DW rims with equivalent flanges are permitted.

Above loads and pressures are for low torque applications. For ploughing and other sustained high-torque field applications only the load values corresponding to 30 km/h should be used.

CHARACTERISTICS BY TYRE-PATTERN

BIAS AGRICULTURAL

Tractor

ATC

- Designed for tractors' rear-fitment.
- Variable width, reinforced lugs for excellent traction.
- 45° lug design for good lateral stability, much appreciated on hillsides.
- Nylon carcass: greater shock and impact resistance.

Customer Benefits

AT F&R

- Power axle tyre for good performance in the field and on the road.
- 23° lug design for excellent traction.
- Nylon cord body for durability and long life.

Customer Benefits

OCM

- Power axle tyre with unique hammer head design lugs.
- Reinforced tyres for the toughest jobs.

Customer Benefits

SAT23

- More lugs combined with open center design for better wear and traction.
- Flatter contour with proven 23° long bar tread design for excellent traction, long even wear and smooth ride.
- Dual rubber compounds provide long-wearing, tear resistant tread and resistance to cracking and weathering in the sidewall.
- Bead Rim Protector: soil can not be trapped between rim flange and tyre bead.

Customer Benefits

Rancher T114-131-133

- Designed for the drive axles of various types of powered. machinery (tractor & implement).
- Open centre tread design for self-cleaning and better grip.
- 45° lugs for good stability on slopes.

Customer Benefits



Tyre Development Features

Tractor

RIB

- Designed for tractor front-steering and implement.
- Provides good traction.
- Even wear and long tyre-life.

Customer Benefits

3 RIB

- Wide 3 rib-design for all types of farming conditions.
- Rugged Firestone construction.
- Even wear and long tyre-life.

Customer Benefits

4 RIB

- 4 rib-tread for flotation and resistance to side slip.
- OEM preferred tyre.
- Even wear and long tyre-life.

Customer Benefits

NOTES

BIAS AGRICULTURAL

	ALL TRACTION CHAMPION (ATC) - (ATCDT)	SW	OD	SLR	RC	Approved rim	Permissible rims
20	9.5 - 20 6 PR TT - ATC	245	950	432	2840	W 8	W 7
24	9.5 - 24 6 PR TT - ATC	250	1040	478	3113	W 8	W 7
	11.2 - 24 8 PR TT - ATC	290	1100	502	3291	W 10	W 9
	12.4 - 24 8 PR TT - ATC	322	1143	520	3410	W 11	W9/10
	14.9 - 24 8 PR TT - ATC		1265	569	3770	W 13	W11/12
26	23.1 - 26 14 PR TT - ATC	586	1578	700	4632	DW20A	W18L
28	11.2 - 28 6 PR TT - ATC	284	1200	553	3586	W 10	W 9
	12.4 - 28 6 PR TT - ATC	315	1260	577	3762	W 11	W9/10
	13.6 - 28 6 PR TT - ATC	352	1310	597	3908	W 12	W 11
	16.9 - 28 8 PR TT - ATC	429	1435	647	4271	W 15L	W 14L
30	14.9 - 30 6 PR TT - ATC	378	1418	645	4219	W 13	W11/12
	16.9 - 30 8 PR TT - ATC	429	1485	672	4420	W 15L	W14L
	18.4 - 30 12 PR TT - ATC	471	1546	697	4590	W 16L	W 15L
34	18.4 - 34 8 PR TT - ATC	467	1674	758	4975	W 16L	W 15L
36	13.6 - 36 6 PR TT - ATC	352	1510	697	4493	W 12	W 11
38	18.4 - 38 8 PR TT - ATC DT (1)	479	1760	803	5242	W 16L	W 15L
	20.8 - 38 10 PR TT - ATC	526	1875	849	5569	W 18L	W 16L

(1) Deep Tread

Max. Load per Tyre - Pressure per Tyre - 30 km/h										Speed (km/h)
1.1	1.4	1.6	1.7	1.8	2.0	2.1	2.2	2.3	2.4	
555	650	700	725	750	800	825				30
640	740	800	830	860	910	940				30
770	885	965	1010	1045	1100	1125	1160	1195	1225	30
930	1030	1160	1200	1245	1330	1375	1415			30
1315	1510	1640	1700	1760						30
2850	3245	3490	3610	3730	3970					30
815	945	1035	1075	1115						30
1005	1140	1230	1275							30
1155	1320	1430								30
1675	1925	2095	2175							30
1450	1665									30
1730	1985	2160	2245							30
2120	2415	2615	2715	2815	2965	3040	3110	3180		30
2250	2565									30
1300	1490	1615								30
2380	2715									30
2670	3090	3480								30

Maximum Speed (km/h)	% change in loads from 30 km/h load	Changes in Infl. Pressure
10	+ 50% (2)	+ 25%
10	+ 100% (1)	+ 25%
10	+ 50% (2)	+ 25%
20	+ 35%	NONE
25	+ 15%	NONE
30	SAME AS ABOVE TABLE	NONE
35	- 10%	NONE
40	- 20%	NONE

Note: The tables show loads for 30 km/h maximum speed. For operations at other speeds, the above loads may be changed as shown in the table at the right:

(1) For front end loader service (6 PR and above) with a 25% increase in inflation pressure.
(2) 6 PR and above with a 25% increase in inflation pressure.

Where W rims are shown, DW rims with equivalent flanges are permitted.

Above loads and pressures are for low torque applications. For ploughing and other sustained high-torque field applications only the load values corresponding to 30 km/h should be used.

BIAS AGRICULTURAL

	RANCHER T114-113-1133	SW	OD	SLR	RC	Approved rim	Permissible rims
8	4.00 - 8 2 PR TT - T114	107	440	208	1350	3.00 D	2.50 C
10	5.0 - 10 2 PR TT - T131	126	515	236	1535	4.00 B	3.50 B
12	4.00/5 - 12 2 PR TT - T114	123	528	248	1595	3.00 D	3.00 B
		-					3.50B
	5.00 - 12 6 PR TT - T133	135	572	271	1740	3.50 D	3.00 D
		-					4.00 E
		-					4 J
	7.00 - 12 6 PR TT - T133	180	670	307	1995	5.50 F	5 J
	11.0 / 65 - 12 6 PR TT - T133	265	718	330	2140	9.00	-
15	5.00 - 15 2 PR TT - T114	140	654	319	2025	4.00 E	3.50 D
		-					4.5 J
	8.0 / 75 - 15 6 PR TT - T133	199	708	322	2100	6 1/2 K	6.00
15.3	27 X 10 - 15.3 8 PR TT - T133	261	687	317	2058	9.00	-
	10.0 / 75 - 15.3 8 PR TT - T133	257	780	360	2330	9.00	-
	11.5 / 80 - 15.3 12 PR TT - T131	285	873	390	2613	9.00	-
16	6.50 - 16 8 PR TT - T133	187	777	360	2330	4.50 E	4.00 E
		-					5 K - 5 F
		-					5.50 F
18	7.50 - 18 6 PR TT - T131	197	863	392	2604	5.50 F	-
19	4.50 - 19 2 PR TT - T131	120	737	350	2240	3.00 D	-

Max. Load per Tyre - Pressure per Tyre - 30 km/h										Speed (km/h)
1.25	1.5	2.2	2.5	2.75	3.0	3.5				
	107									30
225										30
	210									30
						475				30
			680							30
		1000								30
310										30
			800							30
					1000					30
1.25	2.25	2.75	3.1	3.25	3.75	4.1				
			1330							30
						2145				30
					925					30
	950									30
295										30

Note: The tables show loads for 30 km/h maximum speed. For operations at other speeds, the above loads may be changed as shown in the table at the right:

(1) For front end loader service (6 PR and above) with a 25% increase in inflation pressure.
(2) 6 PR and above with a 25% increase in inflation pressure.
(3) Rim/wheel manufacturer should be consulted for approval of rim/wheel strength for load, pressure and speed requirements.

Maximum Speed (km/h)	% change in loads from 30 km/h load	Changes in Infl. Pressure
10	+ 100% (1)	+ 25%
10	+ 50% (2)	+ 25%
20	+ 35%	NONE
25	+ 15%	NONE
30	SAME AS ABOVE TABLE	NONE
35	- 10%	NONE
40	- 20%	NONE

Above loads and pressures are for low torque applications. For ploughing and other sustained high-torque field applications only the load values corresponding to 30 km/h should be used.

BIAS AGRICULTURAL

ALL TRACTION FIELD & ROAD (AT F&R)		SW	OD	SLR	RC	Approved rim	Permissible rims
30	16.9 - 30 8 PR TT - AT F&R (2)	434	1478	670	4404	W 15L	W 14L
	18.4 - 30 8 PR TT - AT F&R (2)	476	1559	702	4638	W 16L	W 15L

(2) F202

OPEN CENTER MARTILLO (OCM)							
34	16.9 - 34 8 PR TT - OCM	420	1572	717	4672	W 15L	W 14L

SUPER ALL TRACTION 23° (SAT23)							
38	15.5 - 38 6 PR TL - SAT 23°	391	1550	721	4675	W 14L	-

Note: The tables show loads for 30 km/h maximum speed. For operations at other speeds, the above loads may be changed as shown in the table on page 119.

	Max. Load per Tyre - Pressure per Tyre - 30 km/h													Speed (km/h)
	1.1	1.4	1.6	1.7	1.8									
	1730	1985	2160	2245										30
	2120	2415												30
	1830	2110	2290	2380										30
	1550	1765	1915	1990	2060									30

Where W rims are shown, DW rims with equivalent flanges are permitted.

Above loads and pressures are for low torque applications. For ploughing and other sustained high-torque field applications only the load values corresponding to 30 km/h should be used.

BIAS AGRICULTURAL

	RIB - FRONT STEERING	SW	OD	SLR	Approved rim	Permissible rims
12	4.00 - 12 4 PR TT - RIB	112	534	252	3.00D	2.50C
	8.50 - 12 6 PR TT - RIB	235	716	329	7.00	
15	4.00 - 15 4 PR TT - RIB	112	610	290	3.00D	4J
	5.00 - 15 6 PR TT - RIB	144	654	310	4.00E	3.00D/4J/41/2 J
16	5.50 - 16 6 PR TT - RIB	154	716	334	4.00E	3.50D/4.50 E
	6.00 - 16 6 PR TT - RIB	167	752	345	4.50E	4.00E/5K/5.00F
	6.50 - 16 6 PR TT - RIB	170	745	347	4.50E	4.00E/5K/5.00F/5.50F
	7.00 - 16 8 PR TT - RIB	183	774	363	5.00 F	5.50 F
	7.50 - 16 8 PR TT - RIB	204	798	370	5.50 F	5.00F/5K/6.00F
	7.50 - 16 10 PR TT - RIB	204	798	370	5.50 F	5.00F/5K/6.00F
18	7.50 - 18 8 PR TL - RIB	212	866	396	5.50 F	-
19	6.00 - 19 6 PR TT - RIB	162	812	380	4.50E	4.00E/5.00 F
20	6.50 - 20 6 PR TT - RIB	176	850		5.00 F	4.00E/5.50 F
	7.50 - 20 6 PR TT - RIB	198	906	425	5.50 F	5.00 F
21	4.00 / 4.50 - 21 4 PR TT - RIB	111	764	357	3.00 D	
	5.00 / 5.25 - 21 6 PR TT - RIB	135	812	375	3.50 D	

Max. Load per Tyre - Pressure per Tyre - 30 km/h										Speed (km/h)
2.5	2.8	3.1	3.3	3.4	3.6	3.7	3.9	4.4	4.7	
205	220	235	245	250						30
1040										30
250	265	280	295	300						30
345	365	380	390	395	405	410	425	465		30
425	450	475	495	505	520	525				30
480	505	540	560							30
545	580	615								30
655	700	730	750	770	800	820				30
705	745	785	815	830	855	870				30
705	745	785	815	830	855	870	900	960	985	30
760	810	855	880	895	930	945				30
545	580	615	640							30
645	685	725								30
825	875									30
2.5	3.0	3.1	3.9	4.1	4.3	4.7	5.4	6.0	8.0	
485										30
	650									30

Note: The tables show loads for 30 km/h maximum speed. For operations at other speeds, the above loads may be changed as shown in the table at the right:

(1) For front end loader service (6 PR and above) with a 25% increase in inflation pressure.
(2) 6 PR and above with a 25% increase in inflation pressure.
(3) Rim/wheel manufacturer should be consulted for approval of rim/wheel strength for load, pressure and speed requirements.

Maximum Speed (km/h)	% change in loads from 30 km/h load	Changes in Infl. Pressure
10	+ 100% (1)	+ 25%
10	+ 50% (2)	+ 25%
20	+ 35%	NONE
25	+ 15%	NONE
30	SAME AS ABOVE TABLE	NONE
35	- 10%	NONE
40	- 20%	NONE

Above loads and pressures are for low torque applications. For ploughing and other sustained high-torque field applications only the load values corresponding to 30 km/h should be used.

BIAS AGRICULTURAL

3RIB - FRONT STEERING		SW	OD	SLR	Approved rim	Permissible rims
16	6.00 - 16 6 PR TT - 3 RIB	165	735	330	4.50 E	4.00E/5K/5.00F
	7.50 - 16 8 PR TT - 3RIB	205	805	363	5.50 F	5.00F/5K/6.00F
	10.00 - 16 10 PR TL - 3RIB	274	895	401	W8	W8L
	11.00 - 16 8 PR TL - 3RIB	315	965	434	W10L	W8/W8L
18	7.50 - 18 8 PR TT - 3RIB	205	860	389	5.50 F	-
4RIB - FRONT STEERING						
16	9.00 - 16 10 PR TL - 4RIB	254	855	387	W8	W7/W8L/W6.00F
18	12.5 / 80 - 18 12 PR TL - 4RIB	308	965	436	W9	11

Max. Load per Tyre - Pressure per Tyre - 30 km/h													Speed (km/h)
2.5	2.8	3.1	3.3	3.4	3.6	3.7	3.9	4.4	4.7				
480	505	540	560										30
705	745	785	815	830	855	870							30
1110	1190	1260	1300	1325									30
1320													30
760	810	855	880	895	930	945							30
2.5	2.8	3.1	3.3	3.4	3.6	3.7	3.9						
950	1010	1080	1140	1155	1185	1205	1245						30
1410	1500	1600	1670	1695	1750								30

Note: The tables show loads for 30 km/h maximum speed. For operations at other speeds, the above loads may be changed as shown in the table at the right:

(1) For front end loader service (6 PR and above) with a 25% increase in inflation pressure.
(2) 6 PR and above with a 25% increase in inflation pressure.
(3) Rim/wheel manufacturer should be consulted for approval of rim/wheel strength for load, pressure and speed requirements.

Maximum Speed (km/h)	% change in loads from 30 km/h load	Changes in Infl. Pressure
10	+ 100% (1)	+ 25%
10	+ 50% (2)	+ 25%
20	+ 35%	NONE
25	+ 15%	NONE
30	SAME AS ABOVE TABLE	NONE
35	- 10%	NONE
40	- 20%	NONE

Where W rims are shown, DW rims with equivalent flanges are permitted.

Above loads and pressures are for low torque applications. For ploughing and other sustained high-torque field applications only the load values corresponding to 30 km/h should be used.

CHARACTERISTICS BY TYRE-PATTERN

BIAS AGRICULTURAL

Combine – Harvester

AT F&R

- Power axle tyre for good performance in the field and on the road.
- 23° lug design for excellent traction.
- Nylon cord body for durability and long life.

Customer Benefits

BIAS AGRICULTURAL

	ALL TRACTION FIELD & ROAD (AT F&R)	SW	OD	SLR	RC	Approved rim	Permissible rims
30	23.1 - 30 14 PR TT - AT F&R [2]	595	1694	757	5027	DW20A	-
32	24.5 - 32 20 PR TT - AT F&R [2]	627	1798	803	5332	DW21A	DW20A

[2] F202

(*) Cyclic Application (see note)

Note:

* Cyclic tyre bonus loads are permitted for traction wheels in cyclic loading operations involving minimal torque and wide fluctuation in weight carried.
* Vehicles must be unloaded before transport outside the field.
* Maximum load may not be carried for more than 1.5 km before unloading operation begins.
* Maximum load per tyre includes all possible field and vehicle/usage variations.
* For hillside operations over 11° (20%) slope, no cyclic bonus load is allowed.
* Basic inflation pressure must be increased as per tables.

Maximum Speed (km/h)	% change in loads from 30 km/h load	Changes in Infl. Pressure
10(*)	+ 70%	+ 25%
15(*)	+ 55%	+ 25%
30	+ 0%	NONE
40	-10%	NONE

COMBINE - HARVESTER

Max. Load per Tyre - Pressure per Tyre - 30 km/h													Speed (km/h)
1.1	1.4	1.6	1.7	1.8	2.0	2.1	2.2	2.3	2.9				
3035	3460	3670	3780	3940	4250								30
3465	3950	4255	4390	4600	4905	5000	5150	5275	6000				30

Where W rims are shown, DW rims with equivalent flanges are permitted.

Above loads and pressures are for low torque applications. For ploughing and other sustained high-torque field applications only the load values corresponding to 30 km/h should be used.

CHARACTERISTICS BY TYRE-PATTERN

BIAS AGRICULTURAL

FREE ROLLING

FARM

- A versatile tyre for free-rolling wheels on all kind of farm equipment.
- Heavy 5 rib tread for low rolling resistance guards.
- Though construction.
- Weather resistant rubber.
- Long tyre life.

Customer Benefits

BIAS AGRICULTURAL

FARM (FARM-IMPLEMENT)		SW	OD	SLR	Approved rim	Permissible rims
15.3	10.5 / 85 - 15.3 (2) 10 PR TT - FARM	258	784	360	9.00	
	11.5 - 15.3 (3) 12 PR TT - FARM	295	860	384	9.00	
16	10.5 - 16 14 PR TT - FARM	280	955	434	W 9	-
18	13.0 / 65 - 18 14 PR TT - FARM	335	875	404	11	

Note: The above tables show loads for 30 km/h speed in Free Rolling Applications.
(2) Equivalent to 10.0/75 - 15.3
(3) Equivalent to 11.5/80 - 15.3

For operations at other speeds, the above loads may be changed as shown in the table at the right
* (1) At zero km/h, +65% in case of load capacitates for Free Rolling Wheels or +135% in case of load capacities for Drive Wheels

When fitted on tractor steering wheels, tyre load capacity is 80% of the load for free-rolling applications.

Speed (km/h)	% change in loads from 30 km/h load
10	* (1)
10	+ 29%
20	+ 14%
30	0
40	- 10%

FREE ROLLING

	Max. Load per Tyre - Pressure per Tyre - 30 km/h													Speed (km/h)
	3.9	4.1	4.3											
	1525													30
		2145												30
			2600											30
			2555											30

Above loads and pressures are for low torque applications. For ploughing and other sustained high-torque field applications only the load values corresponding to 30 km/h should be used.

CHARACTERISTICS BY TYRE-PATTERN

BIAS INDUSTRIAL

Backhoe-loader / Telehandler

S8000 UTILITY

- For agricultural and industrial use.
- Excellent lateral stability and safety.
- Cut & puncture resistant.
- Reliable grip on hard surfaces.

Customer Benefits

STL

- For back-hoes, telescopic-handlers and loaders.
- Excellent stability and handling.
- Strong traction and good grip.
- Long-life tyre.
- Efficient and economical tyre.

Customer Benefits

ATU

- Designed for industrial and light construction equipment.
- Reinforced sidewalls for greater cut resistance.
- Rugged construction.

Customer Benefits

BIAS INDUSTRIAL

S8000 UTILITY	SW	OD	SLR	RC	Approved rim	Permissible rims
24						
400/80-24 IND (15.5/80-24) 156A8 TL S8000 UTILITY	404	1275	572	3837	W13	13

(*) Cyclic Application (One way distance of 600 metres)

BACKHOE-LOADER/TELEHANDLER

Max. Load per Tyre - Pressure per Tyre													Speed (km/h)
1.5	1.75	2.0	2.25	2.5	2.75	3.0	3.3	3.5	3.75	4.0			
3740	4105	4505	4890	5265	5630	6035	6435	6830	7215	7600			0
2950	3240	3555	3860	4155	4445	4765	5080	5390	5695	6000			10 (*)
2460	2700	2960	3215	3465	3700	3970	4230	4490	4745	5000			10
2045	2245	2465	2675	2880	3080	3305	3520	3735	3950	4160			30
1965	2160	2370	2575	2770	2960	3175	3385	3595	3795	4000			40
1790	1965	2155	2345	2520	2695	2890	3080	3270	3455	3640			50

Where W rims are shown, DW rims with equivalent flanges are permitted.

Above loads and pressures are for low torque applications. For ploughing and other sustained high-torque field applications only the load values corresponding to 30 km/h should be used.

BIAS INDUSTRIAL

	SUPER TRACTION LOADERS (STL)	SW	OD	SLR	RC	Approved rim	Permissible rims
18	280/80-18 (10.5-18) IND STL 132A8	278	912	412	2712	W9	9 X8
	340/80-18 (12.5-18) IND STL 143A8	328	984	444	2924	11	W11 W10
20	280/80-20 (10.5-20) IND STL 133A8	268	986	446	2935	W9	9 W8
	340/80-20 (12.5-20) IND STL 144A8	325	1016	459	3029	11	W11 W10
	400/70-20 (16.0/70-20) IND STL 144A8	381	1075	486	3198	13	14

(*) Cyclic Application (One way distance of 600 metres)

Max. Load per Tyre - Pressure per Tyre													Speed (km/h)
1.5	1.75	2.0	2.25	2.5	2.75	3.0	3.3	3.5	3.75	4.0			
2265	2485	2705	2935	3160	3410	3655	3900	4135	4370	4600			0
1480	1620	1765	1915	2060	2225	2385	2545	2700	2850	3000			10 (*)
1230	1350	1470	1595	1720	1855	1990	2120	2250	2375	2500			10
1025	1125	1225	1330	1430	1540	1655	1765	1870	1975	2080			30
985	1085	1180	1280	1375	1485	1590	1695	1800	1900	2000			40
895	980	1070	1160	1250	1350	1450	1545	1640	1730	1820			50
3085	3385	3685	4000	4310	4650	4985	5310	5635	5955	6270			0
2015	2205	2405	2610	2810	3030	3250	3465	3675	3885	4090			10 (*)
1675	1840	2000	2175	2340	2525	2710	2885	3065	3235	3410			10
1395	1530	1665	1810	1945	2100	2255	2400	2550	2695	2835			30
1340	1470	1600	1740	1870	2020	2165	2310	2450	2590	2725			40
1220	1340	1460	1585	1705	1840	1970	2100	2230	2355	2480			50
2330	2555	2785	3025	3255	3515	3765	4015	4260	4500	4740			0
1520	1670	1815	1975	2125	2295	2460	2620	2780	2935	3090			10 (*)
1265	1390	1515	1645	1770	1910	2045	2180	2315	2445	2575			10
1055	1160	1260	1370	1475	1590	1705	1815	1925	2035	2145			30
1015	1115	1210	1315	1415	1530	1640	1745	1855	1960	2060			40
925	1015	1105	1200	1290	1390	1490	1590	1685	1780	1875			50
3170	3475	3785	4110	4425	4775	5120	5455	5790	6120	6440			0
2065	2265	2470	2680	2885	3115	3340	3560	3775	3990	4200			10 (*)
1725	1890	2060	2235	2405	2595	2780	2965	3145	3325	3500			10
1435	1570	1710	1860	2000	2160	2315	2470	2620	2770	2915			30
1380	1515	1650	1790	1925	2080	2225	2375	2520	2660	2800			40
1255	1375	1500	1625	1750	1890	2025	2160	2290	2420	2550			50
1.2	1.4	1.6	1.8	2.0	2.2	2.4	2.6	2.8	3.0	3.2			
3325	3650	3950	4240	4540	4855	5160	5455	5790	6120	6440			0
2170	2380	2580	2770	2965	3165	3365	3560	3775	3990	4200			10 (*)
1805	1980	2150	2305	2470	2640	2805	2965	3150	3325	3500			10
1505	1650	1790	1920	2055	2195	2335	2470	2620	2765	2915			30
1445	1585	1720	1845	1975	2110	2245	2375	2520	2660	2800			40
1320	1445	1565	1680	1800	1920	2045	2160	2290	2420	2550			50

Where W rims are shown, DW rims with equivalent flanges are permitted.

Above loads and pressures are for low torque applications. For ploughing and other sustained high-torque field applications only the load values corresponding to 30 km/h should be used.

BIAS INDUSTRIAL

	SUPER TRACTION LOADERS (STL)	SW	OD	SLR	RC	Approved rim	Permissible rims
26	480/80-26 (18.4-26) IND STL 160A8	496	1425	643	4239	W16L	W15L
28	440/80-28 (16.9-28) IND STL 156A8	459	1420	641	4221	W15L	W14L

	ALL TRACTION UTILITY (ATU)	SW	OD	SLR	RC	Approved rim	Permissible rims
18	10.5 / 80 - 18 10 PR TL-ATU HC (1)	276	920	421	2735	9.00	9
							W9
	12.0/12.5 - 18 12 PR TL-ATU	289	953	431	2815	9	11
20	12.5 - 20 10 PR TL-ATU	323	1016	465	3020	11	12
24	12.4 - 24 12 PR TT-ATU	307	1138	536	3445	W11	W9
							W10
28	16.9 - 28 10 PR TT-ATU HC (1)	430	1428	643	4205	W15L	W14L
	16.9 - 28 14 PR TT-ATU HC (1)	430	1428	643	4205	W15L	W14L

(*) Cyclic Application (One way distance of 600 metres)
(1) Sizes are Haul Champion

Max. Load per Tyre - Pressure per Tyre													Speed (km/h)
1.2	1.4	1.6	1.8	2.0	2.2	2.4	2.6	2.8	3.0	3.2			
5345	5860	6350	6815	7295	7800	8290	8765	9305	9830	10350			0
3485	3825	4145	4445	4760	5090	5405	5720	6070	6410	6750			10 (*)
2905	3185	3450	3705	3965	4240	4505	4765	5055	5345	5625			10
2415	2650	2870	3080	3300	3530	3750	3965	4205	4445	4680			30
2325	2550	2760	2965	3175	3395	3605	3815	4045	4275	4500			40
2115	2320	2515	2695	2890	3085	3280	3470	3680	3890	4095			50
4725	5185	5615	6025	6485	6935	7370	7795	8270	8740	9200			0
3080	3380	3660	3930	4230	4520	4805	5085	5395	5700	6000			10 (*)
2570	2815	3050	3275	3525	3770	4005	4235	4495	4750	5000			10
2140	2345	2540	2725	2935	3135	3335	3525	3740	3955	4160			30
2055	2255	2445	2620	2820	3015	3205	3390	3595	3800	4000			40
1870	2055	2225	2385	2570	2745	2915	3085	3275	3460	3640			50

Max. Load per Tyre - Pressure per Tyre													Speed (km/h)
2.8	3.0	3.5	3.6	3.75									
				4820									0
				3145									10 (*)
				2095									40
				1905									50
		5535											0
		3610											10 (*)
		2405											40
		2185											50
	5385												0
	3510												10 (*)
	2340												40
	2125												50
			5360										0
			3495										10 (*)
			2330										40
													50
7120													0
4645													10 (*)
3095													40
		8350											0
		5440											10 (*)
		3625											40

Where W rims are shown, DW rims with equivalent flanges are permitted.

Above loads and pressures are for low torque applications. For ploughing and other sustained high-torque field applications only the load values corresponding to 30 km/h should be used.

BIAS INDUSTRIAL

	ALL TRACTION UTILITY (ATU)	SW	OD	SLR	RC	Approved rim	Permissible rims
18	10.5 / 80 - 18 10 PR TL-ATU HC (1)	276	920	421	2735	9.00	9
							W9
	12.0/12.5 - 18 12 PR TL-ATU	289	953	431	2815	9	11
20	12.5 - 20 10 PR TL-ATU	323	1016	465	3020	11	12
24	12.4 - 24 12 PR TT-ATU	307	1138	536	3445	W11	W9
							W10
28	16.9 - 28 10 PR TT-ATU HC (1)	430	1428	643	4205	W15L	W14L
	16.9 - 28 14 PR TT-ATU HC (1)	430	1428	643	4205	W15L	W14L

(*) Cyclic Application (One way distance of 600 metres)
(1) Sizes are Haul Champion

	Max. Load per Tyre - Pressure per Tyre													Speed (km/h)
	2.8	3.0	3.5	3.6	3.75									
					4820									0
					3145									10 (*)
					2095									40
					1905									50
			5535											0
			3610											10 (*)
			2405											40
			2185											50
		5385												0
		3510												10 (*)
		2340												40
		2125												50
				5360										0
				3495										10 (*)
				2330										40
														50
	7120													0
	4645													10 (*)
	3095													40
			8350											0
			5440											10 (*)
			3625											40

Where W rims are shown, DW rims with equivalent flanges are permitted.

Above loads and pressures are for low torque applications. For ploughing and other sustained high-torque field applications only the load values corresponding to 30 km/h should be used.

SPECIAL APPLICATION TYRES

RADIAL AGRICULTURAL

Tractor / Rowcrop / Combine harvester

Pattern	Rim	Size	Load/Speed Index
RADCSG	28	16.9 R28	136A8
	30	16.9 R30	141A8
	38	18.4 R38	146A8
	38	20.8 R38	153A8
	42	520/85 R42	157A8
	46	320/90 R46	148A8
RAT23	26	23.1 R26	166B
	32	IF900/60 R32	182B
	34	23.1 R34	151A8
	38	480/80 R38	149A8
		520/85 R38	155A8
	42	480/80 R42	154A8 154B
		IF520/85 R42	169B
	46	14.9 R46	145A8 145B
		420/80 R46	151A8 151B
		480/80 R46	158A8
RATDT	26	750/65 R26	169B
	28	600/70 R28	152A8 152B
			164A8
	30	480/70 R30	152A8 152B
		480/80 R30	145A8
	34	380/85 R34	137A8 137B
		420/85 R34	147A8
	38	380/80 R38	142A8 142B
	54	320/90 R54	149A8 149B
RATFWD	26	14.9 R26	132A8 132B
		18.4 R26	140A8 140B
		420/85 R26	138A8 138B
	28	420/85 R28	139A8
	30	380/85 R30	135A8 135B
		420/90 R30	142A8
	34	380/85 R34	137A8 137B
RATRC	50	IF380/105 R50	177D
RDT23	32	IF1250/50 R32	201B
	38	800/70 R38	181B
		IF800/70 R38	184B
			187B
	42	520/85 R42	157A8
		580/85 R42	166B
		IF520/85 R42	169B
		IF850/75 R42	186A8 186B
	46	480/80 R46	158A8 158B
		520/85 R46	158A8 158B
	50	480/80 R50	159A8
		IF480/95 R50	165B
R9000	34	290/95 R34	131A8
		320/85 R34	133A8 133B
	38	320/85 R38	143A8 143B
	42	320/90 R42	139A8 139B
		900/50 R42	168A8 168B
	46	320/90 R46	148A8 148B
		380/90 R46	152A8 152B
	48	230/95 R48	134A8 134B
	50	320/90 R50	148A8 148B
		380/90 R50	151A8 151B
	54	380/90 R54	152A8 152B
R9100	50	380/105 R50	168A8 168B

BIAS AGRICULTURAL

Tractor / Combine harvester

Pattern	Rim	Size	Load/Speed Index/Ply Rating
CSG (CHAMPION SPADE GRIP)	26	23.1 -26	152A8 152B
	32	24.5 -32	10
	38	13.6 -38	6
	46	13.6 -46	6
SAT	26	14.9 -26	10
SAT23	26	28L -26	14
	30	23.1 -30	12
	32	30.5L -32	14
			16
SATFWD	26	18.4 -26	10
SATHD	38	520/85 D38	173A8
SATII23	24	14.9 -24	8

BIAS AGRICULTURAL

Flotation

Pattern	Rim	Size	Ply Rating
FL23DTL	25	54X37.00 -25	12
			20
FLT23	15	31X15.50 -15	8
	25	66X43.00 -25	20
FLT23DT	20	48X25.00 -20	10
	25	66X43.00 -25	10
			16
	32	73X44.00 -32	16
TURF	15	31X13.50 -15	8

BIAS TRACTOR PULLING

Pattern	Rim	Size	Ply Rating
PULLER2	32	24.5 - 32	HP
		30.5L -32	HP

BIAS AGRICULTURAL

Free rolling

Pattern	Rim	Size	Ply Rating
4RIB	16.1	14L -16.1	12
ANS	16.1	13.50 -16.1	10
	24	16.9 -24	6
	26	18.4 -26	6
		23.1 -26	12
		28L -26	12
			16
	32	24.5 -32	12
ATFR	30	23.1 -30	8
CGUID4R	15	9.5 -15	8
	16	11.00 -16	8
			12
CH3RHD	20	7.50 -20	6
CHGG3R	15	11L -15	8
CHGG4R	15	11L -15	8
DUORIB	15	7.60 -15	6
FARM	15	11L -15	8
			12
		12.5L -15	18
		7.60 -15	8
		9.5L -15	12
	16.1	16.5L -16.1	10
		21.5L -16.1	14
HWAY SP	15	11L -15	F
		12.5L -15	F
IMPLEMT	15	27X9.50 -15	8
INDSP	16	11L -16	12
NPWRIMP	16.1	16.5L -16.1	10
PWRIMP	16.1	21.5L -16.1	14
RIBIMP	15	31X13.50 -15	12
	24	9.00 -24	8

BIAS INDUSTRIAL

Backhoe / Telehandler / Ski-steer

Pattern	Rim	Size	Ply Rating
ATU	24	14.9 -24	12
		16.9 -24	12
		17.5L -24	10
		19.5L -24	12
		21L -24	16
			18
	28	18.4 -28	12
DURAFDT	15	215/70 -15	8
		390/60 -15	8
	16.5	265/70 -16.5	8
		305/70 -16.5	10
		395/55 -16.5	12
DURAFHD	16.5	265/70 -16.5	8
		305/70 D16.5	10
DURAFND	17.5	355/70 -17.5	14
	19.5	385/65 -19.5	12
		445/65 -19.5	16
STDUP	19.5	15 -19.5	12
STL	15	27X8.50 -15	6
	18	12.5/80 -18	12

BIAS FORESTRY

Pattern	Rim	Size	Ply Rating
FOREST	26	18.4 -26	10
		23.1 -26	10
			14
		28L -26	14
			16
	30	16.9 -30	10
	32	24.5 -32	16
		30.5L -32	26
		35.5L -32	24
	34	18.4 -34	10

Technical details can be found on **https://commercial.firestone.com/en-ca/agriculture/tires**
Contact your local salesman if you are interested to obtain these tyres.

GENERAL INFO

WARNING & SAFETY PRECAUTIONS

The following diagram shows how beads of a 16″ tyre will not seat on a 16.5″ rim. The beads cannot be forced out against the rims flanges by using more air pressure because this will break the beads and the tyre will explode with force sufficient to cause serious injury or death.

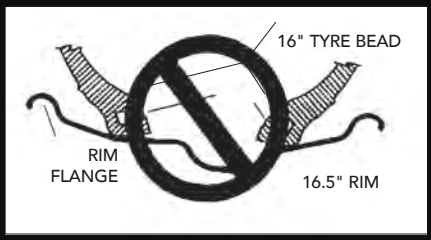

To obtain optimum tyre performance, use rims with approved contours. Do not use a rim wider or narrower than recommended. The use of non-approved rim contour may adversely affect tyre life and performance.

Radial tyres may use the same rim contour as the bias tyres they replace. However, it is necessary to check with the rim manufacturer to assure that the rim on the vehicle are appropriate for use with radial tyres.

Rim dimensions are standardized by the ETRTO Inc. for size and contour only, and particular tyre and rim combinations are designated to assure proper mounting and fit of the tyre to the rim. The load and cold inflation pressure imposed on the rim and wheel must not exceed the rim and wheels manufacturer's recommendations even though the tyre may be approved for a higher load or inflation. Rims and wheels may be identified (stamped) with a maximum cold inflation rating. For rims and wheels not so identified or for service conditions exceeding the rated capacities, consult the rim and wheel manufacturers to determine rim and wheel capacities for the intended service.

TYRE DEMOUNTING AND MOUNTING SAFETY PRECAUTIONS

» Tyre changing can be dangerous, and should be done by trained personnel using proper tools and procedures. Before servicing tyres, always read and understand any manufacturer's warning contained in the customer's literature or molded into the tyre sidewall.

» Failure to comply with these procedures may result in faulty positioning of the tyre and/or rim parts and cause the assembly to burst with explosive force, sufficient to cause serious physical injury or death. Never mount or use damaged tyres or rims.

» Reinflation of any type of tyre/rim assembly that has been operated in a run-flat or underinflated condition (80% or less of recommended pressure), can result in serious injury or death. The tyre may be damaged on the inside and can explode while you are adding air. The rim parts may be worn, damaged or disloged and can explosively separate.

» NEVER rework, weld, heat, or braze the tyre/wheel/rim. Heating the rim of a tyre/wheel/rim assembly can cause a tyre to explode, causing serious injury or death.

» NEVER hammer, strike or pry on any type of tyre/rim assembly while the tyre contains inflation pressure. Do not attempt to seat any part while the tyre contains any inflation pressure. This could result in serious injury or death.

Stay out of the trajectory as dicated by shaded area.

Note: Under some circumstances, the trajectory may deviate from its expected path.
Always use a safety cage or other restraining device.

GENERAL SAFETY PRECAUTIONS

1. **NEVER** reinflate a tyre that has been operated in a run-flat or underinflated condition (80% or less of recommended pressure). Demount and inspect all tyres and rim parts before reinflating.

2. **ALWAYS** use specialized tools as recommended by tyre suppliers for mounting and demounting of tyres.

3. **BEFORE** loosening any nuts or clamps that attach a multipiece rim assembly to a vehicle, always completely deflate the tyre (both tyres of a dual assembly) by taking out the valve core(s). Never attempt to demount a tyre from a rim unless you are sure that the tyre is completely deflated. Failure to follow this practice can cause the assembly to burst with force sufficient to cause serious injury or death.

4. **NEVER** use any rim part that is bent, pitted from corrosion, cracked or worn. These are unserviceable parts and must be destroyed so that they cannot be used. Remove rust, dirt or foreign material from rim parts.

5. **NEVER** use a rim part unless you can positively identify it from the manufacturer's stamped markings. If you cannot identify a part, it must be destroyed.

6. **ALWAYS** inspect inside of tyre for loose cords, cuts, penetrating objects or other casing damage. Repairable damage must be repaired, before placing tyre back into service. TYRES WITH UNREPAIRABLE DAMAGE SHOULD BE DESTROYED.

7. **NEVER** substitue an inner tube for a permissible or non-permissible repair.

8. **ALWAYS** replace a tyre with one having the same rim diameter designation and suffix letters.

9. **ALWAYS** inspect inside of the tyre and remove dirt, liquids, or other foreign material before mounting.

10. **NEVER** install tubes that have buckled or creased.

11. **ALWAYS** use new tubes in new tyres.

12. **ALWAYS** use radial tubes with tube-type radial tyres.

13. **NEVER** use a tube in a casing larger or smaller than that for which the tube was designed by the manufacturer.

14. **ALWAYS** check to be sure tube is clean before installing in tyre.

15. **ALWAYS** lubricate with only approved tyre mounting lubricant or mild vegetable oil soap solution. Never use anti-freeze, silicones or petroleum-base lubricants. This will damage the tyre.

16. **ALWAYS** inspect valve cores for proper air retention. Replace damaged or leaky cores. Ensure valve core is correctly tightened.

17. **ALWAYS** inflate tyre to tyre manufacturer's recommended cold inflation pressure for the tyre's intended service.

18. When inflating a tyre off a vehicle, use a safety cage or other restraining device, and an extension hose with in-line air gauge and clip-on air chuck, which allows the operator to stand clear of the trajectory.

19. For tube-type tyres, inflate to service pressure without the valve core installed and then completely deflate the tyre to prevent wrinkles in the tube. Insert the valve core and reinflate the tyre to recommended service pressure as specified for the tyre and/or rim.

20. **ALWAYS** use sealing valve caps to prevent loss of air or fluid.

21. **ALWAYS** check to be sure tyre is centered on rim before inflating.

WARNING & SAFETY PRECAUTIONS

Mounting, inflating and discmounting guidelines for Agricultural Tyres

MOUNTING

Figure A



STEP #1: FIGURE A

*Lubricate both beads and rim.

Position tyre so first beads is in wheel well 180 degrees from valve.

Figure B

STEP #2: FIGURE B

Using tyre iron or mounting machine, pry the first bead over the rim flange. Start away from the valve. Continue to pry the first bead over the rim flange, working your way toward the valve.

Figure C



STEP #3: FIGURE C

Position tyre so both beads are in wheel well 180 degrees from valve.

Using tyre iron or mounting machine pry the second bead aver the rim flange, working your way toward the valve.

Continue to pry the second bead over the rim flange, working your way toward the valve.

Finish prying the second bead over the rim at the valve.

Figure D

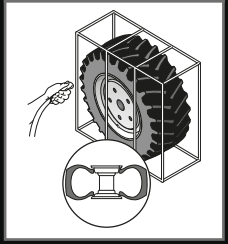

STEP #4: FIGURE D

Centre tyre on wheel before inflation.

Apply remote air chuck to the valve.

Insert assembly in a small cage, or other device to protect personnel.

Apply air to the tyre and wheel assembly.

Figure E

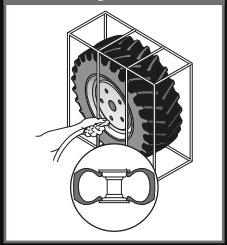

STEP #5: FIGURE E

Inflate tyre to seat the beads.

Do not inflate over 35 psi to seat beads.

If beads do not seat at 35 psi, reposition tyre on wheel and relubricate.

Repeat inflation procedure.

Set to proper inflation pressure.

GENERAL INFORMATION

1. *Tyre mounting and dismounting can be dangerous, use only trained personnel.*
2. *Use a non-metallic hammer to mount and dismount tyre.*
3. *Use proper tools and equipment.*
4. *Be sure all components are clean and dry.*
5. *If a tube is to be used, use only a new tube in a new tyre.*
6. *Lubricate tyre beads, rim bead seat, and innertube with a vegetable based lubricant. Do not use petroleum based or silicon lubricants.*
7. *To prevent rim to tyre slip, the lubricant must dry, therefore dilute the lubricant with water 50 %.*
8. *Mount the tyre with the pry notch 90 degrees from the valve.*
9. *Mount and dismount tyres on the side of the rim closest to the drop center.*
10. *When prying the bead over the rim flange, use small increments.*
11. *If a tube is used, double inflate to allow the tube to reposition itself.*

DISMOUNTING

Figure F



STEP #1: FIGURE F

Deflate the tyre completely.

Keep open flame away from air evacuating the tyre (no smoking, no flames)

Lubricate the pry notch with approved lubricant.

Figure G



STEP #2: FIGURE G

Push bead off the bead seat off the wheel with a "bead breaker".

Lubricate both beads and rim flange rear-est the wheel well.

Figure H



STEP #3: FIGURE H

Position the beads in the wheel well 180 degrees from the valve.

Position an iron or mounting machine at the valve.

Taking small increments, pry the first bead of the wheel.

Figure I

STEP #4: FIGURE I

Taking small increments, pry the second bead off the wheel starting at the valve.

Complete dismounting the bead away from valve.

NOTICE:

Although great care has been taken in producing this manual, we accept no responsibility for any loss or damage resulting from undetected errors or misprints which may have occurred. Due to constant advance of tyre technology, contents of this data book are subject to change without notice.

HYDRO-INFLATION

Hydro-inflation Procedure for Fluid Ballast

1. After the beads have been fully seated un the mounting procedure, inflate the tyre to 35 psi. Jack up the wheel and rotate the wheel assembly so that the valve is at top of the rim. Lower the jack until the tyre is slightly deflected.

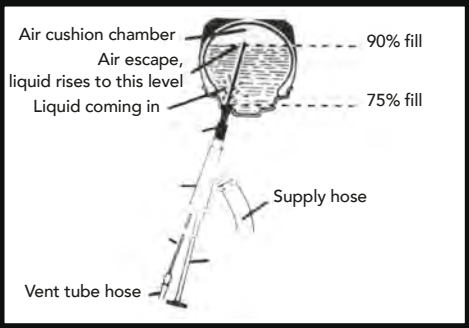

2. Connect the assembly to fill the tyre with fluid as shown in the illustration below. Attach adapter and unit assembly part "A" to valve stem. Do not use pliers. Also attach supply hose part "B". Part "C" is used to remove core housing.

In warm climates where calcium chloride may not be desired, tyres can be filled with water only. A pump is not necessary when only water fill is used. Tyres may be filled directly by using a valve adapter on a hose.

3. After the connection (in step 2) is made, bleed the air pressure down to about 5 psi by moving the control handle (part "C") to the evacuate position. Five psi keeps the beads seated on the rim.

4. When this point is reached, start the pump and move the control handle to the fill position. Use a hydro-inflation pump to fill the tyre with calcium chloride or non-damaging anti-freeze solution (consult tube or tyre manufacturer for recommandations). Check the pressure in the tyre every few minutes with the pump gauge by placing the pump in neutral or check position. If the pressure exceeds 20 psi, move the handle to the evacuate position until the pressure is bled back to not less than 5 psi. After the pressure is lowered, continue to add fluid. repeat the above steps as often as necessary.

Industry practice is to maintain the fluid level at 75%. (Fluid fill should be maintained at a level sufficient to cover the valve and keep the rim completely submerged.) Tyre being filled with hydro-inflation equipment:

5. Replace the core housing in the valve stem by pushing the handle in until the housing is screwed tightly into the valve stem. Then withdraw the handle. Turn the handle to evacuate and pump all liquid from the hose. Next, shut off the pump and unscrew the assembly from the valve.

6. Inflate the tyre to seat the beads, not exceeding 35 psi. With the valve stem still at the top, bleed the excess fill down to one to two psi above the recommended inflation pressure.

7. Finally, rotate the tyre and wheel assembly so that the valve is at the bottom of the tyre. Set the final operating pressure with the tyre mounted on the tractor and its full weight on the tyre.

TO REMOVE FILL:

1. Jack up the tractor until the tyre is slightly deflected. Rotate the tyre and wheel assembly until the valve is at the bottom.

2. Connect the assembly to the valve stem. Unscrew and retract the core housing (part "C") into injector body with the control handle in the check or neutral position. Attach the adapter (part "B) to the valve. Remove the core housing and connect the supply hose to the adapter "B".

3. Start the pump and turn the control handle to the evacuate position. The fluid will be rapidly withdrawn from the tyre. Gravity flow may also

be used to remove the fluid.

When removing fluid from tubeless tyres, be careful not to unseat beads until most of fluid has been pumped from the tyre. Consult your tyre supplier for information on hydro-inflation equipment such as pumps, compressors, air-water conversion hardware parts, etc. Tyre rotated so valve is at bottom with hydro-inflation fluid being removed.

Front agricultural tractor tyres						
		Tyre Volume		75% valve level fill		
				Solution 0.42 kg (CaCl2) / l (Water)		
	Rim (inches)	75% (dm3)	TOTAL (dm3)	Water (liter)	Ca cl2 (kg)	Total (kg)
4.00-12	3	8	11	7	3	10
4.00-15	3	10	13	8	3	11
5.00-15	4	14	19	12	5	17
5.50-16	4	19	26	17	7	24
6.00-16	4.5	23	31	20	8	28
6.50-16	4.5	26	35	23	10	33
7.00-16	5	32	42	27	11	38
7.50-16	5.5	37	49	32	13	45
9.00-16	8	47	63	41	17	58
10.00-16	8	64	86	57	24	81
11.00-16	10	91	121	76	32	108
7.50-18	5.5	42	56	36	15	51
12.5/80-18	9	92	123	77	32	109
4.00-19	3	12	16	10	4	14
6.00-19	4.5	27	36	23	10	33
6.50-20	5	32	42	27	11	38
7.50-20	5.5	43	58	37	16	53
320/70R24	10	95	127	82	34	116
360/70R24	11	122	162	104	44	148
380/70R24	12	146	194	124	52	176
420/70R24	13	185	246	159	67	226
480/70R24	15	246	329	214	89	303
480/65R24	15	208	277	178	75	253
540/65R24	16	269	359	231	97	328
360/70R28	11	135	181	116	49	165
380/70R28	12	163	217	140	59	194
420/70R28	13	205	274	176	54	250
480/70R28	15	275	367	236	99	335
480/65R28	15	235	313	202	85	286
540/65R28	16	299	399	256	108	364
600/65R28	18	405	540	347	146	493
480/70R30	15	290	386	249	104	353
480/70R34	15	307	409	263	110	373
520/70R34	16	361	481	309	130	439
710/75R34	23	875	1166	749	315	1064
480/70R38	15	335	446	287	120	407
520/70R38	16	393	524	337	141	478
540/65R38	16	371	495	318	134	452
580/70R38	18	580	770	466	195	661
600/65R38	18	488	651	419	176	594
650/65R38	20	609	812	522	219	742
710/70R38	23	800	1067	687	289	976

Front agricultural tractor tyres						
		Tyre Volume		75% valve level fill		
				Solution 0.42 kg (CaCl2) / l (Water)		
	Rim (inches)	75% (dm3)	TOTAL (dm3)	Water (liter)	Ca cl2 (kg)	Total (kg)
9.5-20	8	57	76	49	21	70
9.5-24	8	65	86	57	24	81
11.2-24	10	91	121	76	32	108
12.4-24	11	113	151	98	41	139
13.6-24	12	144	192	121	51	172
14.9-24	13	178	237	151	63	214
16.9-24	15	231	308	197	83	280
14.9-26	13	188	251	160	67	227
16.9-26	15	246	328	212	89	301
18.4-26	16	299	399	257	108	365
23.1-26	20	485	646	413	173	586
9.5-28	8	72	96	62	26	88
11.2-28	10	102	136	91	38	129
12.4-28	11	133	177	114	48	162
13.6-28	12	163	217	140	59	199
14.9-28	13	201	268	174	73	247
16.9-28	15	261	348	223	94	317
14.9-30	13	216	288	182	76	258
16.9-30	15	276	368	238	100	338
18.4-30	16	337	449	291	122	413
23.1-30	20	542	722	466	195	661
24.5-32	21	644	858	553	232	785
16.9-34	15	308	411	265	111	376
18.4-34	16	362	482	311	131	442
13.6-36	12	205	273	178	75	253
13.6-38	12	216	288	185	78	263
15.5-38	14	250	333	212	89	301
16.9-38	15	341	454	291	122	413
18.4-38	16	386	515	331	139	470
20.8-38	18	530	707	454	190	644
18.4-42	16	435	580	371	156	527
20.8-42	18	560	747	481	202	683
14.9-46	13	303	404	257	108	365
18.4-46	16	488	651	420	176	596
12.4-54	10	220	293	189	79	268

GENERAL INFO

TEST CENTER

The Bridgestone/Firestone factory
PUENTE SAN MIGUEL

The Bridgestone/Firestone Research & Development Centre
ROME.

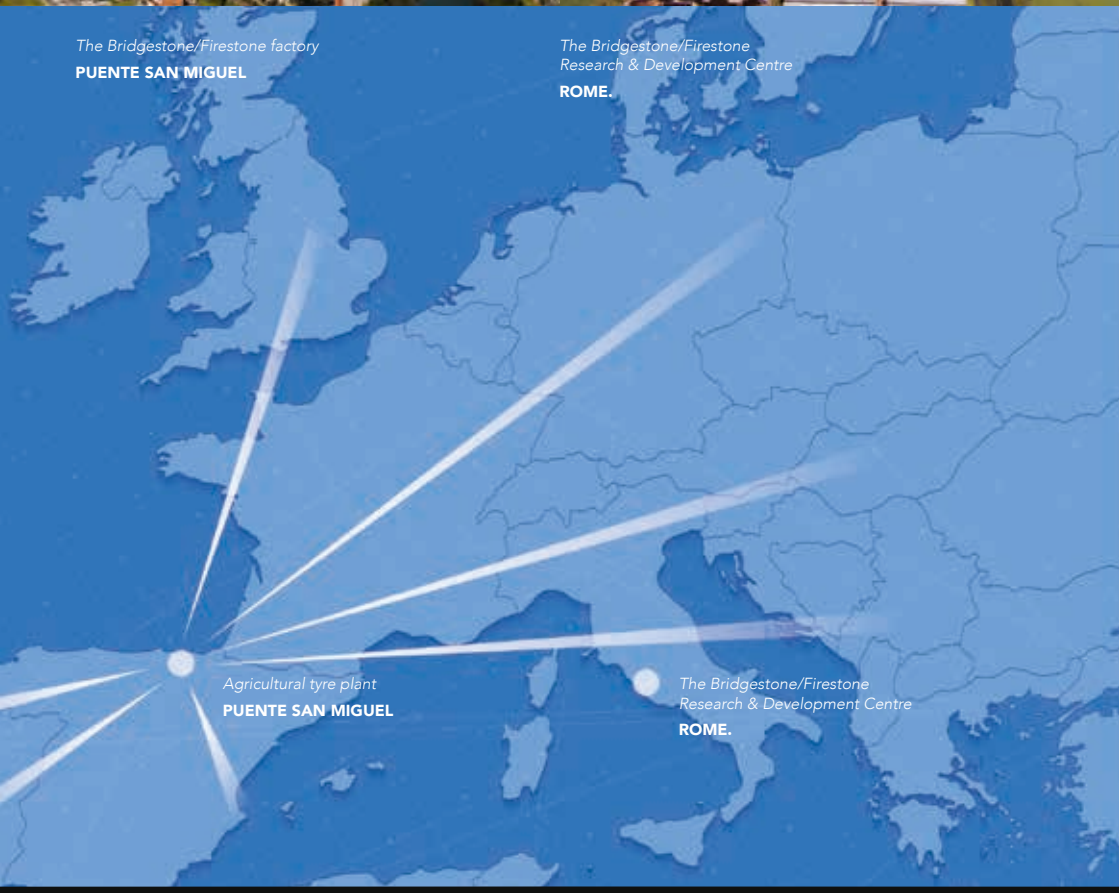

ADDRESSES

AUSTRIA
Bridgestone Europe NV/SA - Niederlassung Österreich
Media Quarter Marx 3.3
Maria-Jacobi-Gasse 1 Tel.: (+43) 1 61 41 30 01
1030 Vienna - Austria Fax: (+43) 1 61 41 31 00

BALTICS
Bridgestone Baltics SIA
Dzelzavas 117-303 Tel.: (+371) 67 16 20 28
Riga, LV-1021 - Latvia Fax: (+371) 67 16 20 24

BELGIUM - GD OF LUXEMBOURG
Bridgestone Europe NV/SA - Belgium Luxembourg Sales Division
Kleine Kloosterstraat 10 Tel.: (+32) 2 719 06 78
1932 Zaventem - Belgium Fax: (+32) 2 719 06 60

BULGARIA
Bridgestone Europe NV/SA - Bulgarian Branch
102 Bulgaria Blvd., Bellisimo Business Center, Showroom 3 Tel.: (+359) 2 854 81 48
1618 Sofia - Bulgaria Fax: (+359) 888 40 11 73

CZECH REPUBLIC
Bridgestone Europe NV/SA, odštěpný závod ČR
Klimentská 46 Tel.: (+420) 226 220 330
110 02 Praha 1 - Czech Republic Fax: (+420) 226 220 329

DENMARK
Bridgestone - filial af Bridgestone Europe NV/SA - Belgien
Sigma, 1 Søften Tel.: (+45) 87 64 66 68
8382 Hinnerup - Denmark Fax: (+45) 87 64 66 66

FINLAND
Bridgestone Europe NV/SA - Suomen sivuliike
Valokaari 8 Tel.: (+358) 207 936 200
00750 Helsinki - Finland Fax: (+358) 207 936 295

FRANCE
Bridgestone France
Parc d'activités du Moulin de Massy
23, rue du Saule Trapu Tel.: (+33) 1 69 19 27 00
91882 Massy cedex - France Fax: (+33) 1 69 19 27 01

GERMANY
Bridgestone Europe NV/SA - Niederlassung Deutschland
Justus-von-Liebig-Straße 1 Tel.: (+49) 61 72 40 80 1
61352 Bad Homburg - Germany Fax: (+49) 61 72 40 84 90

GREECE
ELASTRAK
15, Thivaidos Street, N. Kifissia Tel.: (+30) 210 819 69 20
14564 Athens - Greece Fax: (+30) 210 807 78 18

HUNGARY
Bridgestone Europe NV/SA, Magyarországi Fióktelepe
Váci út 135-139 Tel.: (+36) 1 430 27 80
1133 Budapest - Hungary

IRELAND
Bridgestone Ireland Limited
Fingal Bay Business Park Unit 10 Tel.: (+353) 1 841 00 00
Balbriggan - Co. Dublin - Ireland Fax: (+353) 1 841 52 45

ITALY
Bridgestone Europe NV/SA - Italian Branch
Via Energy Park n. 14 Tel.: (+39) 039 65 60 11
20871 Vimercate (MB) - Italy Fax: (+39) 039 93 00 133

THE NETHERLANDS
Bridgestone Europe NV/SA - Netherlands Branch
Nieuwe Weideweg 1 Tel.: (+31) 88 385 11 00
6121 PD BORN - The Netherlands Fax: (+31) 88 385 11 01

NORWAY
Vianor AS
Leiraveien 17 Tel.: (+47) 64 84 77 60
Pb. 43, N-2027 Kjeller - Norway Fax: /

POLAND
Bridgestone Europe NV/SA - Spółka Akcyjna Oddział W Polsce
ul. Postepu 18b Tel.: (+48) 22 606 18 20
02-676 Warszawa - Poland Fax: (+48) 22 606 18 22

PORTUGAL
Bridgestone Europe NV/SA - Sucursal em Portugal
Urbanização do Passil,
Lote 96-A Tel.: (+351) 21 230 7350
2890-118 Alcochete - Portugal Fax: (+351) 21 230 7391

ROMANIA
Bridgestone Europe NV/SA - Sucursala Bucuresti
Bd. Dacia Nr. 153-155 - sect.2 Tel.: (+40) 21 210 21 79/80
Bucharest - Romania Fax: (+40) 21 210 21 52

RUSSIA
Bridgestone C.I.S. LLC
115114, the Russian Federation,
Moscow city, Letnikovskaya street 2, bld. 3

SLOVAKIA
Bridgestone Slovakia s.r.o.
Michalská 9 Tel.: (+421) 220 633 218
811 01 Bratislava - Slovakia Fax: (+421) 220 633 219

SOUTH AFRICA
Bridgestone South Africa (Pty) Ltd
6 Ridge Road - Vorna Valley - Midrand
1685 Johannesburg - South Africa

SPAIN
Bridgestone Europe NV/SA – Sucursal en España
C/Isla Graciosa 3 - Planta 1ª
Poligono Industrial Norte Tel.: (+34) 91 623 30 17
28703 S. Sebastián de los Reyes Fax: (+34) 91 623 30 44
Madrid - Spain

SWEDEN
Bridgestone Sweden AB
Gärdevägen 5A, PO Box 9074 Tel.: (+46) 60 14 06 00
850 09 Sundsvall - Sweden Fax: (+46) 60 56 61 21

SWITZERLAND
Bridgestone Europe NV/SA - Niederlassung Spreitenbach
Bodenäckerstraße 1 Tel.: (+41) 56 418 71 11
8957 Spreitenbach - Switzerland Fax: (+41) 56 401 34 68

U.K.
Bridgestone UK Ltd.
Bridgestone House
Athena Drive
Tachbrook Park Tel.: (+44) 1926 48 85 00
Warwick CV34 6UX - UK Fax: (+44) 1926 48 86 00

Firestone

Visit us on **www.firestone-agriculture.eu**
or scan this QR-code:

The information contained in this publication is for guidance purpose only. Whilst every effort has been taken in its production, no responsibility can be accepted for any loss or damage arising from any kind of undetected technical or commercial error contained in the brochure. Any data supplied in this publication is subject to possible revision following the date of publication. Due to the constant advance of tyre technology, the contents of this publication are subject to change without notice.
Unides • FS AGRI B EU - 06/2021 - BS-20-1053

FSC
www.fsc.org
MIX
Paper from responsible sources
FSC® C007370